

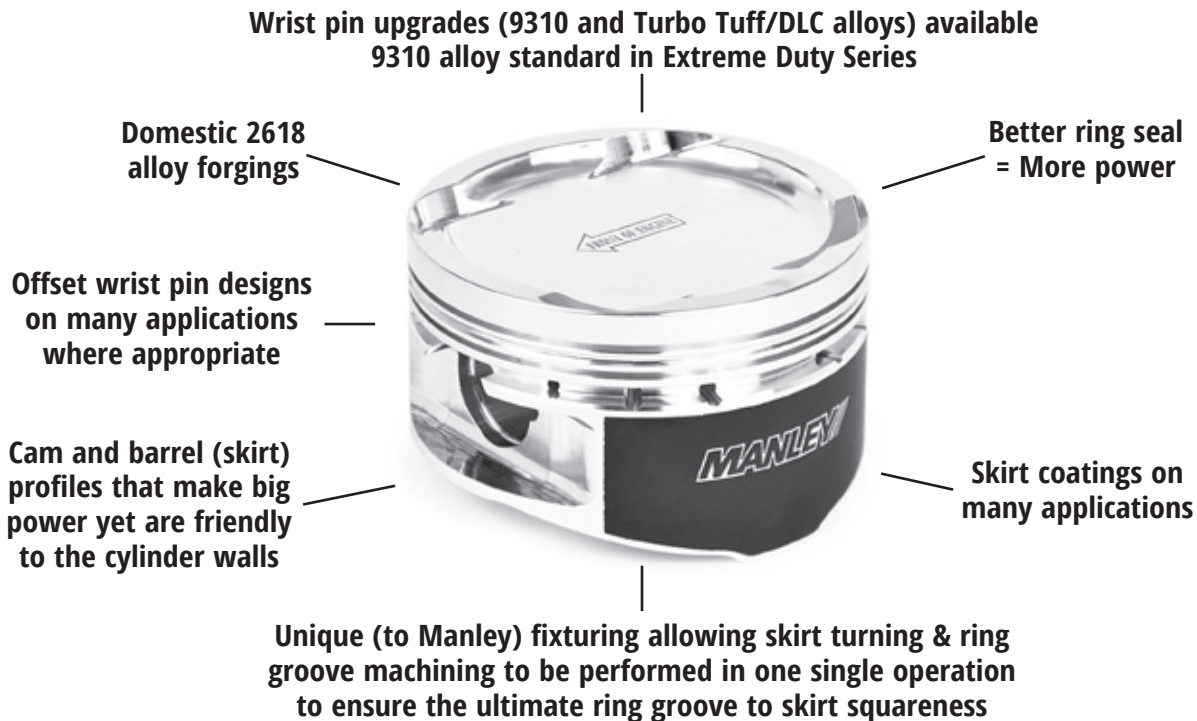
## Manley Performance

# ...Platinum Series Pistons

## “Powers The Winners”

**The secret is out...**

Professional engine builders and elite tuners around the world are running Manley pistons for some very good reasons.



PISTONS, RINGS, & PINS

- **QUALITY**
- **PERFORMANCE**
- **VALUE**

The best of the best  
choose Manley pistons



**Danzio Performance relies on Manley pistons**

# PLATINUM SERIES PISTONS

## Small Block Chevrolet

### 2 Barrel Class

4" Bore Flat Top 23° Head

- ▶ 2618 high strength material
- ▶ Perfect ring groove to skirt squareness
- ▶ Round wire locks included
- ▶ Pressure balance groove
- ▶ Semi-banded skirt for improved skirt stability
- ▶ 2.300" x .095" wall Premium Chrome Moly pin
- ▶ .130" wall pin upgrade also available P/N 42242



Part No.	Bore Size	Rod Length	Stroke	Compression Distance	Piston Wt / Gms	Piston & Pin Wt / Gms	Piston Ring Sets	
							Ductile Iron Top Rings	Gapless® Top Rings
<b>1/16" x 1/16" x 3/16" RINGS</b>								
590030-8	4.030"	5.700"	3.480"-3.500"	1.550"	438	510	46353-8	46353GT-8
590035-8	4.035"	5.700"	3.480"-3.500"	1.550"	441	513	46355-8	46355GT-8
590040-8	4.040"	5.700"	3.480"-3.500"	1.550"	443	515	46354-8	46354GT-8
590130-8	4.030"	6.000"	3.480"-3.500"	1.250"	399	471	46353-8	46353GT-8
590135-8	4.035"	6.000"	3.480"-3.500"	1.250"	400	472	46355-8	46355GT-8
590140-8	4.040"	6.000"	3.480"-3.500"	1.250"	401	473	46354-8	46354GT-8
The following pistons will include groove lock spacer 462482								
590230-8	4.030"	6.000"/6.125"	3.750"/3.480"-3.500"	1.125"	369	441	46353-8	46353GT-8
590235-8	4.035"	6.000"/6.125"	3.750"/3.480"-3.500"	1.125"	370	442	46355-8	46355GT-8
590240-8	4.040"	6.000"/6.125"	3.750"/3.480"-3.500"	1.125"	371	443	46354-8	46354GT-8
<b>Gas Ported .043" x .043" x 3mm RINGS</b>								
591030-8	4.030"	5.700"	3.480"-3.500"	1.550"	438	510	46213-8	46213GT-8
591035-8	4.035"	5.700"	3.480"-3.500"	1.550"	440	512	46215-8	46215GT-8
591040-8	4.040"	5.700"	3.480"-3.500"	1.550"	442	514	46214-8	46214GT-8
591130-8	4.030"	6.000"	3.480"-3.500"	1.250"	400	472	46213-8	46213GT-8
591135-8	4.035"	6.000"	3.480"-3.500"	1.250"	401	473	46215-8	46215GT-8
591140-8	4.040"	6.000"	3.480"-3.500"	1.250"	402	474	46214-8	46214GT-8
591230-8	4.030"	6.000"/6.125"	3.750"/3.480"-3.500"	1.125"	380	452	46213-8	46213GT-8
591235-8	4.035"	6.000"/6.125"	3.750"/3.480"-3.500"	1.125"	382	454	46215-8	46215GT-8
591240-8	4.040"	6.000"/6.125"	3.750"/3.480"-3.500"	1.125"	384	456	46214-8	46214GT-8
The following pistons will include groove lock spacer 462483								
591330-8	4.030"	6.200"	3.480"-3.500"	1.050"	367	439	46213-8	46213GT-8
591335-8	4.035"	6.200"	3.480"-3.500"	1.050"	368	440	46215-8	46215GT-8
591340-8	4.040"	6.200"	3.480"-3.500"	1.050"	369	441	46214-8	46214GT-8

The root diameter of the ring grooves accommodates Manley rings and others which have the following radial thickness  
 1/16" x 3/16" Top: .183" 2nd: .183" Oil: .183" .043" x 3mm Top: .160" 2nd: .165" Oil: .145"



### Common Features

- Dome Volume: -2.5cc
- Crown Thickness: .155"
- Compression Ratio: 10.6:1 w/ 64cc & 3.48" Stroke
- Top Ring: 1/16" or .043" Gas Ported, .155" down
- Second Ring: 1/16" or .043"
- Oil Ring: 3/16" or 3mm
- Valve Notches: .210" Int., .150" Exh.
- Maximum Fly Cut: .270" Int., .170" Exh.
- Max. Valve Sizes: 2.125" Int., 1.650" Exh.
- Valve Angle: 22°
- Pin Included: Premium Chrome Moly P/N 42241 ( .095" wall, 72 grams, 2.300" long, .927" dia. )
- Round Wire Locks: P/N 42262 - .061" wide
- Recommended
- Piston Clearance: .005" measured 1.100" from bottom of the oil ring



Note: Compression ratios are calculated at .005" deck clearance, a 4.060" head gasket ID with a .040" compressed thickness

SEE PAGE 131 & 132 FOR CUSTOM PISTONS

# PLATINUM SERIES PISTONS

## Small Block Chevrolet

### 4 Barrel Class

**4" Bore      Flat Top      23° Head**

- ▶ 2618 high strength material
- ▶ Lightweight design
- ▶ Slightly thicker deck (.185") for higher horsepower applications
- ▶ Perfect ring groove to skirt squareness
- ▶ Pressure balance groove
- ▶ Round wire locks included
- ▶ Modified full banded skirt design for increased skirt stability
- ▶ 2.300" x .130" wall Premium Chrome Moly pin
- ▶ .150" wall pin upgrade also available P/N 42442



Part No.	Bore Size	Rod Length	Stroke	Compression Distance	Piston Wt / Gms	Piston & Pin Wt / Gms	Piston Ring Sets Ductile Iron Top Rings	Ring Sets Gapless® Top Rings
<b>1/16" x 1/16" x 3/16" RINGS</b>								
<b>590500-8</b>	4.000"	5.700"	3.480"-3.500"	1.550"	458	553	<b>46350-8</b>	<b>46350GT-8</b>
<b>590530-8*</b>	4.030"	5.700"	3.480"-3.500"	1.550"	458	553	<b>46353-8</b>	<b>46353GT-8</b>
<b>590535-8*</b>	4.035"	5.700"	3.480"-3.500"	1.550"	459	554	<b>46355-8</b>	<b>46355GT-8</b>
<b>590540-8*</b>	4.040"	5.700"	3.480"-3.500"	1.550"	460	555	<b>46354-8</b>	<b>46354GT-8</b>
<b>590545-8*</b>	4.045"	5.700"	3.480"-3.500"	1.550"	465	560	<b>46354-8</b>	<b>46354GT-8</b>
<b>590560-8*</b>	4.060"	5.700"	3.480"-3.500"	1.550"	470	565	<b>46356-8</b>	<b>46356GT-8</b>
<b>590565-8*</b>	4.065"	5.700"	3.480"-3.500"	1.550"	470	565	<b>46356-8</b>	<b>46356GT-8</b>
<b>590730-8</b>	4.030"	5.700"	3.750"	1.425"	438	533	<b>46353-8</b>	<b>46353GT-8</b>
<b>590630-8</b>	4.030"	6.000"	3.480"-3.500"	1.250"	415	510	<b>46353-8</b>	<b>46353GT-8</b>
<b>590635-8</b>	4.035"	6.000"	3.480"-3.500"	1.250"	416	511	<b>46355-8</b>	<b>46355GT-8</b>
<b>590640-8</b>	4.040"	6.000"	3.480"-3.500"	1.250"	418	513	<b>46354-8</b>	<b>46354GT-8</b>
<b>590660-8</b>	4.060"	6.000"	3.480"-3.500"	1.250"	427	522	<b>46356-8</b>	<b>46356GT-8</b>
The following pistons will include groove lock spacer 462482								
<b>590830-8</b>	4.030"	6.000"/6.125"	3.750"/3.480"-3.500"	1.125"	399	494	<b>46353-8</b>	<b>46353GT-8</b>
<b>590835-8</b>	4.035"	6.000"/6.125"	3.750"/3.480"-3.500"	1.125"	400	495	<b>46355-8</b>	<b>46355GT-8</b>
<b>590840-8</b>	4.040"	6.000"/6.125"	3.750"/3.480"-3.500"	1.125"	401	496	<b>46354-8</b>	<b>46354GT-8</b>
<b>590860-8</b>	4.060"	6.000"/6.125"	3.750"/3.480"-3.500"	1.125"	411	506	<b>46356-8</b>	<b>46356GT-8</b>
<b>Gas Ported .043" x .043" x 3mm RINGS</b>								
<b>591530-8*</b>	4.030"	5.700"	3.480"-3.500"	1.550"	457	552	<b>46213-8</b>	<b>46213GT-8</b>
<b>591535-8*</b>	4.035"	5.700"	3.480"-3.500"	1.550"	459	554	<b>46215-8</b>	<b>46215GT-8</b>
<b>591540-8*</b>	4.040"	5.700"	3.480"-3.500"	1.550"	460	555	<b>46214-8</b>	<b>46214GT-8</b>
<b>591545-8*</b>	4.045"	5.700"	3.480"-3.500"	1.550"	463	558	<b>46214-8</b>	<b>46214GT-8</b>
<b>591550-8*</b>	4.050"	5.700"	3.480"-3.500"	1.550"	464	559	<b>46217-8</b>	-----
<b>591555-8*</b>	4.055"	5.700"	3.480"-3.500"	1.550"	465	560	<b>46217-8</b>	-----
<b>591560-8*</b>	4.060"	5.700"	3.480"-3.500"	1.550"	470	565	<b>46216-8</b>	<b>46216GT-8</b>
<b>591565-8*</b>	4.065"	5.700"	3.480"-3.500"	1.550"	472	567	<b>46216-8</b>	<b>46216GT-8</b>
<b>591630-8</b>	4.030"	6.000"	3.480"-3.500"	1.250"	415	510	<b>46213-8</b>	<b>46213GT-8</b>
<b>591635-8</b>	4.035"	6.000"	3.480"-3.500"	1.250"	416	511	<b>46215-8</b>	<b>46215GT-8</b>
<b>591640-8</b>	4.040"	6.000"	3.480"-3.500"	1.250"	418	513	<b>46214-8</b>	<b>46214GT-8</b>
<b>591660-8</b>	4.060"	6.000"	3.480"-3.500"	1.250"	426	521	<b>46216-8</b>	<b>46216GT-8</b>

The root diameter of the ring grooves accommodates Manley rings and others which have the following radial thickness  
 1/16" x 3/16" Top: .183" 2nd: .183" Oil: .183" .043" x 3mm Top: .160" 2nd: .165" Oil: .145"

\*Approved for Stafford Motor Speedway, add SMS after the piston part number.

### Common Features

- Dome Volume: -4.0cc
- Crown Thickness: .185"
- Compression Ratio: 10.4:1 w/ 64cc & 3.48" Stroke
- Top Ring: 1/16" or .043" Gas Ported, .185" down
- Second Ring: 1/16" or .043"
- Oil Ring: 3/16" or 3mm
- Valve Notches: .300" Int., .190" Exh.
- Maximum Fly Cut: .360" Int., .260" Exh.
- Max. Valve Sizes: 2.125" Int., 1.650" Exh.
- Valve Angle: 22°
- Pin Included: Premium Chrome Moly P/N 42242 (.130" wall, 95 grams, 2.300" long, .927" dia.)
- Round Wire Locks: P/N 42262 - .061" wide
- Recommended Piston Clearance: .005" measured 1.100" from bottom of the oil ring

Note: Compression ratios are calculated at .005" deck clearance, a 4.060" head gasket ID with a .040" compressed thickness

SEE PAGE 131 & 132 FOR CUSTOM PISTONS



PISTONS, RINGS, & PINS

Note: New part numbers are **BOLD & ITALICIZED**



# PLATINUM SERIES PISTONS

## Small Block Chevrolet

### 4" Bore Dome

#### For All 23° Cylinder Heads

- ▶ 2618 high strength material lightweight design
- ▶ Thick deck for high horsepower applications
- ▶ Perfect ring groove to skirt squareness
- ▶ Pressure balance groove
- ▶ .043", .043", 3.0mm ring package
- ▶ Lateral Gas Ports
- ▶ Modified full banded skirt design for increased skirt stability
- ▶ 2.300" x .150" wall Premium Chrome Moly pin included



Part No.	Bore Size	Rod Length	Stroke	Compression Distance	Dome Volume	Piston Wt / Gms	Piston & Pin Wt / Gms	Piston Ring Sets	
								Ductile Iron Top Rings	Premium Steel Top Rings
591930-8	4.030"	6.000"	3.750"	1.125"	11cc	443	553	46223-8	46223ST-8
591935-8	4.035"	6.000"	3.750"	1.125"	11cc	445	555	46225-8	46225ST-8
591940-8	4.040"	6.000"	3.750"	1.125"	11cc	447	557	46224-8	46224ST-8
591960-8	4.060"	6.000"	3.750"	1.125"	11cc	453	563	46226-8	46226ST-8

The root diameter of the ring grooves accommodates Manley rings and others which have the following radial thickness  
 Top: .160"      2nd: .165"      Oil: .145"

### Common Features

- |   |  |
|---|--|
| Crown Thickness: .200"  | Max Valve Sizes: 2.125" Int., 1.650" Exh.  |
| Compression Ratio: 14.9:1 w/58cc, 13.5:1 w/64cc & 11.5:1 w/76cc | Valve Angle: 22°   |
| Top Ring: .043" Gas Ported .225" down                           | Pin Included: Premium Chrome Moly P/N 42442 (.150" wall, 110 grams, 2.300" long, .927" dia.) |
| Second Ring: .043" taper face                                   | Round Wire Locks: P/N 42262 - .061" wide   |
| Oil Ring: 3mm   | Recommended  |
| Valve Notches: .300" Int., .190" Exh.                           | Piston Clearance: .005" measured 1.100" from bottom of the oil ring                          |
| Maximum Fly Cut: .360" Int., .260" Exh.                         |  |

Note: Compression ratios are calculated at .005" deck clearance, a 4.060" head gasket ID with a .040" compressed thickness

PISTONS, RINGS, & PINS

## Small Block Chevrolet

### 4.125" Bore +4cc Dome & -20cc Dish

#### For All 23° Cylinder Heads

- ▶ 2618 high strength material lightweight design
- ▶ Thick deck for high horsepower applications
- ▶ Perfect ring groove to skirt squareness
- ▶ Pressure balance groove
- ▶ Modified full banded skirt design for increased skirt stability
- ▶ 2.450" x .150" wall Premium Chrome Moly pin included



Part No.	Bore Size	Rod Length	Stroke	Compression Distance	Dome Volume	Piston Wt / Gms	Piston & Pin Wt / Gms	Piston Ring Sets	
								Ductile Iron Top Rings	Gapless® Top Rings
<b>1/16" x 1/16" x 3/16" RINGS</b>									
593900-8	4.125"	6.000"/6.125"	4.000"/3.750"	1.000"	-20cc	399	516	46160-8	46160GT-8
593930-8	4.155"	6.000"/6.125"	4.000"/3.750"	1.000"	-20cc	401	518	46163-8	46163GT-8
<b>Gas Ported .043" x .043" x 3mm RINGS</b>									
593800-8	4.125"	6.000"/6.125"	4.000"/3.750"	1.000"	4cc	440	557	46260-8	46260GT-8
593830-8	4.155"	6.000"/6.125"	4.000"/3.750"	1.000"	4cc	442	559	46263-8	46263GT-8

The root diameter of the ring grooves accommodates Manley rings and others which have the following radial thickness  
 1/16" x 3/16" Top: .183"      2nd: .183"      Oil: .183"      .043" x 3mm Top: .160"      2nd: .165"      Oil: .145"

### Common Features

- |  |  |
|--|--|
| Crown Thickness: .200"   | Max. Valve Sizes: 2.125" Int., 1.650" Exh.   |
| Compression Ratio: 13.5:1 w/64cc & 4" Stroke +4cc Dome; 10.3:1 w/64cc & 4" Stroke -20cc Dish | Valve Notches: 300" Int., .230" Exh., -20cc Dish; 310" Int., .200" Exh. +4cc Dome            |
| Top Ring: 1/16" .175 down -20cc Dish; .043" Gas Ported .200" down +4cc Dome                  | Valve Angle: 22°   |
| Second Ring: 1/16" or .043"  | Pin Included: Premium Chrome Moly P/N 42229 (.150" wall, 117 grams, 2.450" long, .927" dia.) |
| Oil Ring: 3/16" or 3mm   | Round Wire Locks: P/N 42262 - .061" wide   |
| Maximum Fly Cut: .360" Int., .260" Exh.  | Recommended  |
|  | Piston Clearance: .005" measured 1.100" from bottom of the oil ring                          |

Note: Compression ratios are calculated at .005" deck clearance, a

SEE PAGE 131 & 132 FOR CUSTOM PISTONS

# PLATINUM SERIES PISTONS

## Small Block Chevrolet LS Series

### LS-1/LS-2/LS-6, LS-3/L-92

#### Stock 3.622" Stroke Pistons

- ▶ 2618 high strength material lightweight design
- ▶ Offset wrist pin design
- ▶ Machined for reluctor wheel clearance
- ▶ Round wire locks
- ▶ 1.5, 1.5, 3mm ring package
- ▶ Forced pin oiling, pressure balance groove and precision pin fitting
- ▶ Premium Chrome Moly wrist pins (Standard Series) included
- ▶ 9310 alloy .210" wall pin (Extreme Duty Series) included P/N 42542



Standard Part No.	Extreme Duty Part No.	Bore Size	Rod Length	Stroke	Comp Distance	Pin Diam	Piston Wt / Gms	Valve Pocket Type	Valve Pocket Depth Int. / Exh.	Piston Ring Sets Ductile Iron Top Rings Premium Steel Top Rings	
<b>-4cc FLAT TOP</b>											
592007C-8	-----	3.905"	6.098"	3.622"	1.340"	24mm/.945"	428	LS-1,2,6	.175"/.150"	46107-8	46107ST-8
592107C-8	592107CE-8	3.905"	6.125"	3.622"	1.313"	.927"	425	LS-1,2,6	.175"/.150"	46107-8	46107ST-8
592110C-8	592110CE-8	3.910"	6.125"	3.622"	1.313"	.927"	427	LS-1,2,6	.175"/.150"	46107-8	46107ST-8
592501C-8	592501CE-8	4.001"	6.125"	3.622"	1.304"	.927"	438	LS-1,2,3,6,92	.185"/.130"	46110-8	46110ST-8
592505C-8	592505CE-8	4.005"	6.125"	3.622"	1.304"	.927"	440	LS-1,2,3,6,92	.185"/.130"	46110-8	46110ST-8
592510C-8	592510CE-8	4.010"	6.125"	3.622"	1.304"	.927"	442	LS-1,2,3,6,92	.185"/.130"	46111-8	46111ST-8
592530C-8	592530CE-8	4.030"	6.125"	3.622"	1.304"	.927"	449	LS-1,2,3,6,92	.185"/.130"	46113-8	46113ST-8
592565C-8	592565CE-8	4.065"	6.125"	3.622"	1.304"	.927"	453	LS-1,2,3,6,92	.185"/.130"	46116-8	46116ST-8
592570C-8	592570CE-8	4.070"	6.125"	3.622"	1.304"	.927"	455	LS-1,2,3,6,92	.185"/.130"	46117-8	46117ST-8
592575C-8	592575CE-8	4.075"	6.125"	3.622"	1.304"	.927"	457	LS-1,2,3,6,92	.185"/.130"	46117-8	46117ST-8
592580C-8	592580CE-8	4.080"	6.125"	3.622"	1.304"	.927"	459	LS-1,2,3,6,92	.185"/.130"	46118-8	46118ST-8
<b>-10cc DISH</b>											
596107C-8	596107CE-8	3.905"	6.125"	3.622"	1.304"	.927"	425	LS-1,2,3,6,92	.185"/.130"	46107-8	46107ST-8
596105C-8	596105CE-8	4.005"	6.125"	3.622"	1.304"	.927"	440	LS-1,2,3,6,92	.185"/.130"	46110-8	46110ST-8
596110C-8	596110CE-8	4.010"	6.125"	3.622"	1.304"	.927"	442	LS-1,2,3,6,92	.185"/.130"	46111-8	46111ST-8
596130C-8	596130CE-8	4.030"	6.125"	3.622"	1.304"	.927"	449	LS-1,2,3,6,92	.185"/.130"	46113-8	46113ST-8
596165C-8	596165CE-8	4.065"	6.125"	3.622"	1.304"	.927"	453	LS-1,2,3,6,92	.185"/.130"	46116-8	46116ST-8
596170C-8	596170CE-8	4.070"	6.125"	3.622"	1.304"	.927"	455	LS-1,2,3,6,92	.185"/.130"	46117-8	46117ST-8
596175C-8	596175CE-8	4.075"	6.125"	3.622"	1.304"	.927"	457	LS-1,2,3,6,92	.185"/.130"	46117-8	46117ST-8
596180C-8	596180CE-8	4.080"	6.125"	3.622"	1.304"	.927"	459	LS-1,2,3,6,92	.185"/.130"	46118-8	46118ST-8
<b>-18cc DISH</b>											
596907C-8	596907CE-8	3.905"	6.125"	3.622"	1.304"	.927"	415	LS-1,2,3,6,92	.175" Trough	46107-8	46107ST-8
596905C-8	596905CE-8	4.005"	6.125"	3.622"	1.304"	.927"	432	LS-1,2,3,6,92	.175" Trough	46110-8	46110ST-8
596965C-8	596965CE-8	4.065"	6.125"	3.622"	1.304"	.927"	445	LS-1,2,3,6,92	.175" Trough	46116-8	46116ST-8
596970C-8	596970CE-8	4.070"	6.125"	3.622"	1.304"	.927"	447	LS-1,2,3,6,92	.175" Trough	46117-8	46117ST-8
596975C-8	596975CE-8	4.075"	6.125"	3.622"	1.304"	.927"	449	LS-1,2,3,6,92	.175" Trough	46117-8	46117ST-8
596980C-8	596980CE-8	4.080"	6.125"	3.622"	1.304"	.927"	451	LS-1,2,3,6,92	.175" Trough	46118-8	46118ST-8

The root diameter of the ring grooves accommodates Manley rings and others which have the following radial thickness Note: Gapless® Top Ring Sets are also available  
 Top: .151" 2nd: .165" Oil: .145" See page 133

#### Common Features

Crown Thickness: .200"  
 Top Ring: 1.5mm .225" down 3.905"-3.910" bore Flat Top  
 1.5mm .250" down for all others  
 Second Ring: 1.5mm  
 Oil Ring: 3mm  
 Max. Valve Sizes: 2.125" Int., 1.625" Exh. for .175"/.150" depth,  
 2.165" Int., 1.625" Exh. for .185"/.130" depth  
 2.165" Int., 1.625" Exh. for .175" Trough depth

Extreme Duty Series: 9310 Alloy P/N 42542  
 (2.300" x .210" wall, .927" dia., 139 grams)  
 Round Wire Locks: P/N 42262 - .061" wide  
 Recommended  
 Piston Clearance: .0045" measured 1.100" from bottom of the oil ring

Pin Included: Standard Series: Premium Chrome Moly P/N 42218 included with 24mm/.945" Pin Diameter  
 (2.300" x .120" wall, 24mm/.945" dia., 90 grams)  
 Standard Series: Premium Chrome Moly P/N 42442 included with the .927" Pin Diameter  
 (2.300" x .150" wall, .927" dia., 110 grams)

#### Chevy LS 3.622" Stroke Compression Ratio Charts

Bore	Stroke	Cylinder Head (cc)			
		64	66	70	72
<b>-4cc FLAT TOP</b>					
3.905	3.622	10.2	10.0	9.5	9.3
3.910	3.622	10.3	10.1	9.7	9.5
4.001	3.622	10.6	10.4	9.8	9.6
4.005	3.622	10.6	10.4	9.8	9.6
4.010	3.622	10.7	10.5	9.9	9.7
4.030	3.622	10.8	10.6	10.1	9.9
4.065	3.622	11.0	10.7	10.2	10.0
4.070	3.622	11.1	10.8	10.3	10.1
4.075	3.622	11.2	10.9	10.4	10.2
4.080	3.622	11.3	11.0	10.5	10.3

Bore	Stroke	Cylinder Head (cc)			
		64	66	70	72
<b>-10cc DISH</b>					
3.905	3.622	9.6	9.4	9.0	8.8
4.005	3.622	10.0	9.8	9.4	9.2
4.010	3.622	10.1	9.9	9.5	9.3
4.030	3.622	10.2	9.9	9.5	9.3
4.065	3.622	10.3	10.1	9.7	9.5
4.070	3.622	10.3	10.1	9.7	9.5
4.075	3.622	10.4	10.2	9.8	9.6
4.080	3.622	10.5	10.3	9.9	9.6

Bore	Stroke	Cylinder Head (cc)			
		64	66	70	72
<b>-18cc DISH</b>					
3.905	3.622	8.8	8.7	8.3	8.2
4.005	3.622	9.2	9.0	8.7	8.5
4.065	3.622	9.5	9.3	9.0	8.8
4.070	3.622	9.6	9.4	9.1	8.9
4.075	3.622	9.7	9.5	9.2	9.0
4.080	3.622	9.8	9.6	9.3	9.1

Compression ratios are calculated at a .000" deck clearance, a 9.240" deck height, and a .042" thick compressed head gasket

SEE PAGE 131 & 132 FOR CUSTOM PISTONS



# PLATINUM SERIES PISTONS

## Small Block Chevrolet LS Series

**LS-1/LS-2/LS-6, LS-3/L-92, LS-7, LSX, Dart LS Next  
4.000" Stroke Pistons**

- ▶ 2618 high strength material lightweight design
- ▶ Offset wrist pin design
- ▶ Machined for reductor wheel clearance
- ▶ Round wire locks
- ▶ 1.5, 1.5, 3mm ring package
- ▶ Forced pin oiling, pressure balance groove and precision pin fitting
- ▶ Premium Chrome Moly wrist pins (Standard Series) included
- ▶ 9310 alloy pin (Extreme Duty Series) included: P/N 42542 2.300" x .210" wall (3.905"-4.080" bores) and P/N 42528 2.500" x .210" wall (4.125"-4.185" bores)



Standard Part No.	Extreme Duty Part No.	Bore Size	Rod Length	Stroke	Comp Distance	Pin Diam	Piston Wt / Gms	Valve Pocket Type	Valve Pocket Depth Int. / Exh.	—Piston Ring Sets—	
										Ductile Iron Top Rings	Premium Steel Top Rings
<b>-4cc FLAT TOP</b>											
592207C-8	592207CE-8	3.905"	6.125"	4.000"	1.115"	.927"	391	LS-1,2,6	.175"/.150"	46107-8	46107ST-8
592605C-8	592605CE-8	4.005"	6.125"	4.000"	1.115"	.927"	407	LS-1,2,3,6,92	.185"/.130"	46110-8	46110ST-8
592610C-8	592610CE-8	4.010"	6.125"	4.000"	1.115"	.927"	409	LS-1,2,3,6,92	.185"/.130"	46111-8	46111ST-8
592630C-8	592630CE-8	4.030"	6.125"	4.000"	1.115"	.927"	418	LS-1,2,3,6,92	.185"/.130"	46113-8	46113ST-8
592665C-8	592665CE-8	4.065"	6.125"	4.000"	1.115"	.927"	420	LS-1,2,3,6,92	.185"/.130"	46116-8	46116ST-8
592670C-8	592670CE-8	4.070"	6.125"	4.000"	1.115"	.927"	423	LS-1,2,3,6,92	.185"/.130"	46117-8	46117ST-8
592675C-8	592675CE-8	4.075"	6.125"	4.000"	1.115"	.927"	425	LS-1,2,3,6,92	.185"/.130"	46117-8	46117ST-8
592680C-8	592680CE-8	4.080"	6.125"	4.000"	1.115"	.927"	427	LS-1,2,3,6,92	.185"/.130"	46118-8	46118ST-8
<b>-5cc FLAT TOP</b>											
592300C-8	592300CE-8	4.125"	6.125"	4.000"	1.115"	.927"	432	LS-1,2,3,6,7,92	.225" Trough	46360-8	46360ST-8
592305C-8	592305CE-8	4.130"	6.125"	4.000"	1.115"	.927"	434	LS-1,2,3,6,7,92	.225" Trough	46361-8	46361ST-8
592310C-8	592310CE-8	4.135"	6.125"	4.000"	1.115"	.927"	436	LS-1,2,3,6,7,92	.225" Trough	46362-8	46362ST-8
<b>-10cc DISH</b>											
592701C-8	592701CE-8	4.001"	6.125"	4.000"	1.115"	.927"	403	LS-1,2,3,6,92	.185"/.130"	46110-8	46110ST-8
592705C-8	592705CE-8	4.005"	6.125"	4.000"	1.115"	.927"	406	LS-1,2,3,6,92	.185"/.130"	46110-8	46110ST-8
592730C-8	592730CE-8	4.030"	6.125"	4.000"	1.115"	.927"	412	LS-1,2,3,6,92	.185"/.130"	46113-8	46113ST-8
592765C-8	592765CE-8	4.065"	6.125"	4.000"	1.115"	.927"	418	LS-1,2,3,6,92	.185"/.130"	46116-8	46116ST-8
592770C-8	592770CE-8	4.070"	6.125"	4.000"	1.115"	.927"	420	LS-1,2,3,6,92	.185"/.130"	46117-8	46117ST-8
592775C-8	592775CE-8	4.075"	6.125"	4.000"	1.115"	.927"	422	LS-1,2,3,6,92	.185"/.130"	46117-8	46117ST-8
592780C-8	592780CE-8	4.080"	6.125"	4.000"	1.115"	.927"	424	LS-1,2,3,6,92	.185"/.130"	46118-8	46118ST-8
<b>-11cc DISH</b>											
592400C-8	592400CE-8	4.125"	6.125"	4.000"	1.115"	.927"	432	LS-1,2,3,6,7,92	.225" Trough	46360-8	46360ST-8
592405C-8	592405CE-8	4.130"	6.125"	4.000"	1.115"	.927"	434	LS-1,2,3,6,7,92	.225" Trough	46361-8	46361ST-8
592410C-8	592410CE-8	4.135"	6.125"	4.000"	1.115"	.927"	436	LS-1,2,3,6,7,92	.225" Trough	46362-8	46362ST-8
592440C-8*	592440CE-8*	4.165"	6.125"	4.000"	1.115"	.927"	453	LS-1,2,3,6,7,92	.225" Trough	46364-8	46364ST-8
592460C-8*	592460CE-8*	4.185"	6.125"	4.000"	1.115"	.927"	461	LS-1,2,3,6,7,92	.225" Trough	46366-8	46366ST-8

\* These large bore pistons are only for the LSX and Dart LS Next

The root diameter of the ring grooves accommodates Manley rings and others which have the following radial thickness: Note: Gapless® Top Ring Sets are also available  
Top: .151" 2nd: .165" Oil: .145" See pages 133 and 134

### Common Features

#### for All Pistons on Page 106 & 107

- Crown Thickness: .200"
- Top Ring: 1.5mm .225" down, Flat Top & -10cc/-11cc Dishes  
.250" down, -18cc & -29cc Dishes
- Second Ring: 1.5mm
- Oil Ring: 3mm
- Max. Valve Sizes: 2.125" Int., 1.625" Exh. for .175"/.150" depth  
2.165" Int., 1.625" Exh. for .185"/.130" depth  
2.205" Int., 1.625" Exh. for .225" Trough depth
- Round Wire Locks: P/N 42262 - .061" wide
- Recommended  
Piston Clearance: .0045" measured 1.100" from bottom of the oil ring
- Standard Series: Premium Chrome Moly P/N 42442 included with the 3.905"-4.080" bores (2.300" x .150" wall, .927" dia., 110 grams)

- Standard Series: Premium Chrome Moly P/N 42428 included with the 4.125"-4.185" bores
- Pin Included: (2.500" x .150" wall, .927" dia., 118 grams)  
Extreme Duty Series: 9310 Alloy P/N 42542 included with the 3.905"-4.080" bores (2.300" x .210" wall, .927" dia., 139 grams)  
Extreme Duty Series: 9310 Alloy P/N 42528 included with the 4.125"-4.185" bores (2.500" x .210" wall, .927" dia., 149 grams)

SEE PAGE 131 & 132 FOR CUSTOM PISTONS

SEE PAGE 107 FOR COMPRESSION RATIO CHARTS

# PLATINUM SERIES PISTONS

## Small Block Chevrolet LS Series

LS-1/LS-2/LS-6, LS-3/L-92, LS-7, LSX, Dart LS Next

### 4.000" Stroke Pistons

- ▶ 2618 high strength material lightweight design
- ▶ Offset wrist pin design
- ▶ Machined for reductor wheel clearance
- ▶ Round wire locks
- ▶ 1.5, 1.5, 3mm ring package
- ▶ Forced pin oiling, pressure balance groove and precision pin fitting
- ▶ Premium Chrome Moly wrist pins (Standard Series) included
- ▶ 9310 alloy pin (Extreme Duty Series) included: P/N 42542 2.300" x .210" wall (3.905"-4.080" bores) and P/N 42528 2.500" x .210" wall (4.125"-4.185" bores)



Standard Part No.	Extreme Duty Part No.	Bore Size	Rod Length	Stroke	Comp Distance	Pin Diam	Piston Wt / Gms	Valve Pocket Type	Valve Pocket Depth Int. / Exh.	Piston Ring Sets	
										Ductile Iron Top Rings	Premium Steel Top Rings
<b>-18cc DISH</b>											
596207C-8	596207CE-8	3.905"	6.125"	4.000"	1.115"	.927"	379	LS-1,2,3,6,92	.175" Trough	46107-8	46107ST-8
596205C-8	596205CE-8	4.005"	6.125"	4.000"	1.115"	.927"	399	LS-1,2,3,6,92	.175" Trough	46110-8	46110ST-8
596230C-8	596230CE-8	4.030"	6.125"	4.000"	1.115"	.927"	408	LS-1,2,3,6,92	.175" Trough	46113-8	46113ST-8
596265C-8	596265CE-8	4.065"	6.125"	4.000"	1.115"	.927"	414	LS-1,2,3,6,92	.175" Trough	46116-8	46116ST-8
596270C-8	596270CE-8	4.070"	6.125"	4.000"	1.115"	.927"	415	LS-1,2,3,6,92	.175" Trough	46117-8	46117ST-8
596275C-8	596275CE-8	4.075"	6.125"	4.000"	1.115"	.927"	417	LS-1,2,3,6,92	.175" Trough	46117-8	46117ST-8
596280C-8	596280CE-8	4.080"	6.125"	4.000"	1.115"	.927"	419	LS-1,2,3,6,92	.175" Trough	46118-8	46118ST-8
596300C-8	596300CE-8	4.125"	6.125"	4.000"	1.115"	.927"	437	LS-1,2,3,6,7,92	.175" Trough	46360-8	46360ST-8
596305C-8	596305CE-8	4.130"	6.125"	4.000"	1.115"	.927"	439	LS-1,2,3,6,7,92	.175" Trough	46361-8	46361ST-8
596310C-8	596310CE-8	4.135"	6.125"	4.000"	1.115"	.927"	441	LS-1,2,3,6,7,92	.175" Trough	46362-8	46362ST-8
596340C-8*	596340CE-8*	4.165"	6.125"	4.000"	1.115"	.927"	460	LS-1,2,3,6,7,92	.175" Trough	46364-8	46364ST-8
596360C-8*	596360CE-8*	4.185"	6.125"	4.000"	1.115"	.927"	468	LS-1,2,3,6,7,92	.175" Trough	46366-8	46366ST-8
<b>-29cc DISH</b>											
592807C-8	592807CE-8	3.905"	6.125"	4.000"	1.115"	.927"	379	LS-1,2,3,6,92	.175" Trough	46107-8	46107ST-8
592801C-8	592801CE-8	4.001"	6.125"	4.000"	1.115"	.927"	395	LS-1,2,3,6,92	.175" Trough	46110-8	46110ST-8
592805C-8	592805CE-8	4.005"	6.125"	4.000"	1.115"	.927"	397	LS-1,2,3,6,92	.175" Trough	46110-8	46110ST-8
592830C-8	592830CE-8	4.030"	6.125"	4.000"	1.115"	.927"	405	LS-1,2,3,6,92	.175" Trough	46113-8	46113ST-8
592865C-8	592865CE-8	4.065"	6.125"	4.000"	1.115"	.927"	411	LS-1,2,3,6,92	.175" Trough	46116-8	46116ST-8
592870C-8	592870CE-8	4.070"	6.125"	4.000"	1.115"	.927"	413	LS-1,2,3,6,92	.175" Trough	46117-8	46117ST-8
592875C-8	592875CE-8	4.075"	6.125"	4.000"	1.115"	.927"	415	LS-1,2,3,6,92	.175" Trough	46117-8	46117ST-8
592880C-8	592880CE-8	4.080"	6.125"	4.000"	1.115"	.927"	417	LS-1,2,3,6,92	.175" Trough	46118-8	46118ST-8
592900C-8	592900CE-8	4.125"	6.125"	4.000"	1.115"	.927"	430	LS-1,2,3,6,7,92	.175" Trough	46360-8	46360ST-8
592905C-8	592905CE-8	4.130"	6.125"	4.000"	1.115"	.927"	434	LS-1,2,3,6,7,92	.175" Trough	46361-8	46361ST-8
592910C-8	592910CE-8	4.135"	6.125"	4.000"	1.115"	.927"	436	LS-1,2,3,6,7,92	.175" Trough	46362-8	46362ST-8
592940C-8*	592940CE-8*	4.165"	6.125"	4.000"	1.115"	.927"	457	LS-1,2,3,6,7,92	.175" Trough	46364-8	46364ST-8
592960C-8*	592960CE-8*	4.185"	6.125"	4.000"	1.115"	.927"	463	LS-1,2,3,6,7,92	.175" Trough	46366-8	46366ST-8

\* These large bore pistons are only for the LSX and Dart LS Next

### Chevy LS 4.000" Stroke Compression Ratio Chart

Bore	Stroke	Cylinder Head (cc)			
		64	66	70	72
<b>-4cc &amp; -5cc FLAT TOP</b>					
3.905	4.000	11.2	11.0	10.4	10.2
4.005	4.000	11.7	11.4	10.9	10.7
4.010	4.000	11.7	11.5	11.0	10.7
4.030	4.000	11.9	11.6	11.1	10.9
4.065	4.000	12.1	11.8	11.3	11.0
4.070	4.000	12.1	11.8	11.3	11.1
4.075	4.000	12.2	11.9	11.4	11.2
4.080	4.000	12.3	12.0	11.5	11.3
4.125	4.000	12.3	12.0	11.5	11.3
4.130	4.000	12.4	12.1	11.6	11.4
4.135	4.000	12.5	12.2	11.7	11.5
<b>-10cc &amp; -11cc DISH</b>					
4.001	4.000	10.8	10.6	10.1	9.9
4.005	4.000	10.9	10.7	10.2	10.0
4.030	4.000	11.1	10.8	10.3	10.1
4.065	4.000	11.3	11.0	10.5	10.3
4.070	4.000	11.4	11.1	10.6	10.4
4.075	4.000	11.5	11.2	10.7	10.5
4.080	4.000	11.6	11.3	10.8	10.6
4.125	4.000	11.5	11.3	10.8	10.6
4.130	4.000	11.6	11.4	10.9	10.5
4.135	4.000	11.7	11.5	11.0	10.6
4.165	4.000	11.6	11.3	10.9	10.7
4.185	4.000	11.7	11.4	11.0	10.8
<b>-18cc DISH</b>					
3.905	4.000	9.7	9.5	9.2	9.0
4.005	4.000	10.1	9.9	9.5	9.4
4.030	4.000	10.2	10.0	9.6	9.5
4.065	4.000	10.4	10.2	9.8	9.6
4.070	4.000	10.4	10.2	9.8	9.6
4.075	4.000	10.5	10.3	9.9	9.7
4.080	4.000	10.6	10.4	10.0	9.8
4.125	4.000	10.6	10.4	10.0	9.8
4.130	4.000	10.6	10.4	10.0	9.9
4.135	4.000	10.7	10.5	10.1	10.0
4.165	4.000	10.8	10.6	10.2	10.0
4.185	4.000	10.9	10.6	10.3	10.1
<b>-29cc DISH</b>					
3.905	4.000	8.7	8.5	8.2	8.1
4.001	4.000	9.0	8.8	8.5	8.4
4.005	4.000	9.1	8.9	8.6	8.5
4.030	4.000	9.2	9.0	8.7	8.6
4.065	4.000	9.3	9.1	8.8	8.7
4.070	4.000	9.4	9.2	8.9	8.8
4.075	4.000	9.5	9.3	9.0	8.9
4.080	4.000	9.6	9.4	9.1	9.0
4.125	4.000	9.6	9.4	9.1	9.0
4.130	4.000	9.7	9.5	9.2	9.1
4.135	4.000	9.8	9.6	9.3	9.2
4.165	4.000	9.7	9.6	9.2	9.1
4.185	4.000	9.8	9.6	9.3	9.2

Compression ratios are calculated at 0.00" deck clearance, a 9.240" deck height, and a .042" thick compressed head gasket



# PLATINUM SERIES PISTONS

## Small Block Chevrolet LS Series

### LS-1/LS-2/LS-6, LS-3/L-92, LS-7 4.100" Stroke Pistons

- ▶ 2618 high strength material lightweight design
- ▶ Machined for reluctor wheel clearance
- ▶ Round wire locks
- ▶ Forced pin oiling, pressure balance groove and precision pin fitting
- ▶ Premium Chrome Moly wrist pins (Standard Series) included
- ▶ 9310 alloy pin (Extreme Duty Series) included: P/N 42542 2.300" x .210" wall (4.005"-4.080" bores) and P/N 42528 2.500" x .210" wall (4.125"-4.130" bores)
- ▶ Offset wrist pin design
- ▶ 1.5, 1.5, 3mm ring package



Standard Part No.	Extreme Duty Part No.	Bore Size	Rod Length	Stroke	Comp Distance	Pin Diam	Piston Wt / Gms	Valve Pocket Type	Valve Pocket Depth Int. / Exh.	Piston Ring Sets Ductile Iron Top Rings	Piston Ring Sets Premium Steel Top Rings
<b>-10cc DISH</b>											
596505C-8	596505CE-8	4.005"	6.125"	4.100"	1.065"	.927"	395	LS-1,2,3,6,92	.185"/.130"	46110-8	46110ST-8
596565C-8	596565CE-8	4.065"	6.125"	4.100"	1.065"	.927"	411	LS-1,2,3,6,92	.185"/.130"	46116-8	46116ST-8
596570C-8	596570CE-8	4.070"	6.125"	4.100"	1.065"	.927"	413	LS-1,2,3,6,92	.185"/.130"	46117-8	46117ST-8
596575C-8	596575CE-8	4.075"	6.125"	4.100"	1.065"	.927"	415	LS-1,2,3,6,92	.185"/.130"	46117-8	46117ST-8
596580C-8	596580CE-8	4.080"	6.125"	4.100"	1.065"	.927"	417	LS-1,2,3,6,92	.185"/.130"	46118-8	46118ST-8
<b>-11cc DISH</b>											
596600C-8	596600CE-8	4.125"	6.125"	4.100"	1.065"	.927"	422	LS-1,2,3,6,7,92	.225" Trough	46360-8	46360ST-8
596605C-8	596605CE-8	4.130"	6.125"	4.100"	1.065"	.927"	424	LS-1,2,3,6,7,92	.225" Trough	46361-8	46361ST-8
596610C-8	596610CE-8	4.135"	6.125"	4.100"	1.065"	.927"	426	LS-1,2,3,6,7,92	.225" Trough	46362-8	46362ST-8
<b>-20cc DISH</b>											
596005C-8	596005CE-8	4.005"	6.125"	4.100"	1.065"	.927"	389	LS-1,2,3,6,92	.175" Trough	46110-8	46110ST-8
596065C-8	596065CE-8	4.065"	6.125"	4.100"	1.065"	.927"	406	LS-1,2,3,6,92	.175" Trough	46116-8	46116ST-8
596070C-8	596070CE-8	4.070"	6.125"	4.100"	1.065"	.927"	409	LS-1,2,3,6,92	.175" Trough	46117-8	46117ST-8
596075C-8	596075CE-8	4.075"	6.125"	4.100"	1.065"	.927"	411	LS-1,2,3,6,92	.175" Trough	46117-8	46117ST-8
596080C-8	596080CE-8	4.080"	6.125"	4.100"	1.065"	.927"	413	LS-1,2,3,6,92	.175" Trough	46118-8	46118ST-8
596400C-8	596400CE-8	4.125"	6.125"	4.100"	1.065"	.927"	435	LS-1,2,3,6,7,92	.175" Trough	46360-8	46360ST-8
596405C-8	596405CE-8	4.130"	6.125"	4.100"	1.065"	.927"	437	LS-1,2,3,6,7,92	.175" Trough	46361-8	46361ST-8
596410C-8	596410CE-8	4.135"	6.125"	4.100"	1.065"	.927"	439	LS-1,2,3,6,7,92	.175" Trough	46362-8	46362ST-8
<b>-31cc DISH</b>											
596705C-8	596705CE-8	4.005"	6.125"	4.100"	1.065"	.927"	398	LS-1,2,3,6,92	.175" Trough	46110-8	46110ST-8
596765C-8	596765CE-8	4.065"	6.125"	4.100"	1.065"	.927"	413	LS-1,2,3,6,92	.175" Trough	46116-8	46116ST-8
596770C-8	596770CE-8	4.070"	6.125"	4.100"	1.065"	.927"	416	LS-1,2,3,6,92	.175" Trough	46117-8	46117ST-8
596775C-8	596775CE-8	4.075"	6.125"	4.100"	1.065"	.927"	418	LS-1,2,3,6,92	.175" Trough	46117-8	46117ST-8
596780C-8	596780CE-8	4.080"	6.125"	4.100"	1.065"	.927"	420	LS-1,2,3,6,92	.175" Trough	46118-8	46118ST-8
596800C-8	596800CE-8	4.125"	6.125"	4.100"	1.065"	.927"	428	LS-1,2,3,6,7,92	.175" Trough	46360-8	46360ST-8
596805C-8	596805CE-8	4.130"	6.125"	4.100"	1.065"	.927"	430	LS-1,2,3,6,7,92	.175" Trough	46361-8	46361ST-8
596810C-8	596810CE-8	4.135"	6.125"	4.100"	1.065"	.927"	432	LS-1,2,3,6,7,92	.175" Trough	46362-8	46362ST-8

### Common Features

- Crown Thickness: .200"
- Top Ring: 1.5mm .225" down, -10cc/-11cc Dishes  
.250" down, 20cc/-31cc Dishes
- Second Ring: 1.5mm
- Oil Ring: 3mm
- Max. Valve Sizes: 2.165" Int., 1.625" Exh. for .185"/.130" depth  
2.165" Int., 1.625" Exh. for .175" Trough depth (4.005-4.080" bore)  
2.205" Int., 1.625" Exh. for .175" Trough depth (4.125-4.135" bore)  
2.205" Int., 1.625" Exh. for .225" Trough depth

- Round Wire Locks: P/N 42262 - .061" wide
- Recommended Piston Clearance: .0045" measured 1.100" from bottom of the oil ring
- Pin Included: Standard Series: Premium Chrome Moly P/N 42442 included with the 4.005"-4.080" bores (2.300" x .150" wall, .927" dia., 110 grams)  
Standard Series: Premium Chrome Moly P/N 42428 included with the 4.125"-4.130" bores (2.500" x .150" wall, .927" dia., 118 grams)  
Extreme Duty Series: 9310 Alloy P/N 42542 included with the 4.005"-4.080" bores (2.300" x .210" wall, .927" dia., 139 grams)  
Extreme Duty Series: 9310 Alloy P/N 42528 included with the 4.125"-4.130" bores (2.500" x .210" wall, .927" dia., 149 grams)

### Chevy LS 4.100" Stroke Compression Ratio Chart

Bore	Stroke	Cylinder Head (cc)			
		64	66	70	72
<b>-10cc &amp; -11cc DISH</b>					
4.005	4.100	11.1	10.9	10.5	10.3
4.065	4.100	11.4	11.2	10.7	10.5
4.070	4.100	11.5	11.3	10.8	10.6
4.075	4.100	11.6	11.4	10.9	10.7
4.080	4.100	11.7	11.5	11.0	10.8
4.125	4.100	11.6	11.4	10.9	10.7
4.130	4.100	11.7	11.5	11.0	10.8
<b>-20cc DISH</b>					
4.005	4.100	10.1	9.9	9.6	9.4
4.065	4.100	10.4	10.2	9.8	9.6
4.070	4.100	10.4	10.2	9.8	9.7
4.075	4.100	10.5	10.3	9.9	9.8
4.080	4.100	10.6	10.4	10.0	9.9
4.125	4.100	10.6	10.4	10.1	9.9
4.130	4.100	10.7	10.5	10.1	9.9

Bore	Stroke	Cylinder Head (cc)			
		64	66	70	72
<b>-31cc DISH</b>					
4.005	4.100	9.1	9.0	8.7	8.5
4.065	4.100	9.3	9.2	8.9	8.7
4.070	4.100	9.4	9.3	9.0	8.8
4.075	4.100	9.5	9.4	9.1	8.9
4.080	4.100	9.6	9.5	9.2	9.0
4.125	4.100	9.6	9.4	9.1	9.0
4.130	4.100	9.7	9.5	9.2	9.1

Compression ratios are calculated at 0.00" deck clearance, a 9.240" deck height, and a .042" thick compressed head gasket

SEE PAGE 131 & 132 FOR CUSTOM PISTONS




# PLATINUM SERIES PISTONS

## Small Block Chevrolet LS Series

### Turbo Tuff® Design for 3.622", 4.000" & 4.100" Strokes

- ▶ 2618 high strength material lightweight design
- ▶ Offset wrist pin design
- ▶ Machined for reluctor wheel clearance
- ▶ 1.5, 1.5, 3mm ring package
- ▶ Round wire locks
- ▶ Forced pin oiling, pressure balance groove and precision pin fitting
- ▶ Premium Chrome Moly wrist pins (Standard Series) included
- ▶ 9310 alloy pin (Extreme Duty Series) included: P/N 42542 2.300" x .210" wall (4.005"-4.070" bores) and P/N 42528 2.500" x .210" wall (4.125"-4.185" bores)



Standard Part No.	Extreme Duty Part No.	Bore Size	Rod Length	Stroke	Comp Distance	Pin Diam	Piston Wt / Gms	Valve Pocket Type	Valve Pocket Depth Int. / Exh.	Piston Ring Sets		
										Ductile Iron Top Rings	Premium Steel Top Rings	
<b>3.622" STROKE -4cc FLAT TOP</b>												
562510C-8	562510CE-8	4.010"	6.125"	3.622"	1.304"	.927"	506	LS-1,2,3,6,92	.185"/.130"	46111-8	46111ST-8	
562565C-8	562565CE-8	4.065"	6.125"	3.622"	1.304"	.927"	522	LS-1,2,3,6,92	.185"/.130"	46116-8	46116ST-8	
562570C-8	562570CE-8	4.070"	6.125"	3.622"	1.304"	.927"	523	LS-1,2,3,6,92	.185"/.130"	46117-8	46117ST-8	
<b>4.000" STROKE -18cc DISH</b>												
566205C-8	566205CE-8	4.005"	6.125"	4.000"	1.115"	.927"	453	LS-1,2,3,6,92	.175" Trough	46110-8	46110ST-8	
566265C-8	566265CE-8	4.065"	6.125"	4.000"	1.115"	.927"	470	LS-1,2,3,6,92	.175" Trough	46116-8	46116ST-8	
566270C-8	566270CE-8	4.070"	6.125"	4.000"	1.115"	.927"	471	LS-1,2,3,6,92	.175" Trough	46117-8	46117ST-8	
566300C-8	566300CE-8	4.125"	6.125"	4.000"	1.115"	.927"	486	LS-1,2,3,6,7,92	.175" Trough	46360-8	46360ST-8	
566305C-8	566305CE-8	4.130"	6.125"	4.000"	1.115"	.927"	489	LS-1,2,3,6,7,92	.175" Trough	46361-8	46361ST-8	
566310C-8	566310CE-8	4.135"	6.125"	4.000"	1.115"	.927"	490	LS-1,2,3,6,7,92	.175" Trough	46362-8	46362ST-8	
566340C-8	566340CE-8	4.165"	6.125"	4.000"	1.115"	.927"	497	LS-1,2,3,6,7,92	.175" Trough	46364-8	46364ST-8	
566360C-8	566360CE-8	4.185"	6.125"	4.000"	1.115"	.927"	503	LS-1,2,3,6,7,92	.175" Trough	46366-8	46366ST-8	
<b>4.100" STROKE -20cc DISH</b>												
566005C-8	566005CE-8	4.005"	6.125"	4.100"	1.065"	.927"	437	LS-1,2,3,6,92	.175" Trough	46110-8	46110ST-8	
566065C-8	566065CE-8	4.065"	6.125"	4.100"	1.065"	.927"	455	LS-1,2,3,6,92	.175" Trough	46116-8	46116ST-8	
566070C-8	566070CE-8	4.070"	6.125"	4.100"	1.065"	.927"	456	LS-1,2,3,6,92	.175" Trough	46117-8	46117ST-8	
566400C-8	566400CE-8	4.125"	6.125"	4.100"	1.065"	.927"	474	LS-1,2,3,6,7,92	.175" Trough	46360-8	46360ST-8	
566405C-8	566405CE-8	4.130"	6.125"	4.100"	1.065"	.927"	475	LS-1,2,3,6,7,92	.175" Trough	46361-8	46361ST-8	
566410C-8	566410CE-8	4.135"	6.125"	4.100"	1.065"	.927"	476	LS-1,2,3,6,7,92	.175" Trough	46362-8	46362ST-8	
566440C-8	566440CE-8	4.165"	6.125"	4.100"	1.065"	.927"	484	LS-1,2,3,6,7,92	.175" Trough	46364-8	46364ST-8	
566460C-8	566460CE-8	4.185"	6.125"	4.100"	1.065"	.927"	491	LS-1,2,3,6,7,92	.175" Trough	46366-8	46366ST-8	

### Common Features

Crown Thickness: .225"  
 Top Ring: 1.5mm, .250" down  
 Second Ring: 1.5mm  
 Oil Ring: 3.0mm  
 Max. Valve Sizes: 2.165" Int., 1.625" Exh. for .185"/.130" depth  
 2.165" Int., 1.625" Exh. for .175" Trough depth (4.005-4.070" bore)  
 2.205" Int., 1.625" Exh. for .175" Trough depth (4.125-4.185" bore)

Round Wire Locks: P/N 42262 - .061" wide  
 Recommended Piston Clearance: .0045" measured 1.100" from the bottom of the oil ring

Pin Included:

Standard Series: Premium Chrome Moly P/N 42442 included with the 4.005"-4.070" bores (2.300" x .150" wall, .927" dia., 110 grams)  
 Standard Series: Premium Chrome Moly P/N 42428 included with the 4.125"-4.185" bores (2.500" x .150" wall, .927" dia., 118 grams)  
 Extreme Duty Series: 9310 Alloy P/N 42542 included with the 4.005"-4.070" bores (2.300" x .210" wall, .927" dia., 139 grams)  
 Extreme Duty Series: 9310 Alloy P/N 42528 included with the 4.125"-4.185" bores (2.500" x .210" wall, .927" dia., 149 grams)

### Chevy LS 3.622", 4.000" & 4.100" Stroke Compression Ratio Chart

Bore	Stroke	Cylinder Head (cc)			
		64	66	70	72
<b>-4cc FLAT TOP</b>					
4.010	3.622	10.7	10.5	9.9	9.7
4.065	3.622	11.0	10.7	10.2	10.0
4.070	3.622	11.1	10.8	10.3	10.1
<b>-18cc DISH</b>					
4.005	4.000	10.1	9.9	9.5	9.4
4.065	4.000	10.4	10.2	9.8	9.6
4.070	4.000	10.4	10.2	9.8	9.6
4.125	4.000	10.6	10.4	10.0	9.8
4.130	4.000	10.6	10.4	10.0	9.9
4.135	4.000	10.7	10.5	10.1	10.0
4.165	4.000	10.8	10.6	10.2	10.0
4.185	4.000	10.9	10.6	10.3	10.1

Bore	Stroke	Cylinder Head (cc)			
		64	66	70	72
<b>-20cc DISH</b>					
4.005	4.100	10.1	9.9	9.6	9.4
4.065	4.100	10.4	10.2	9.8	9.6
4.070	4.100	10.4	10.2	9.8	9.7
4.125	4.100	10.6	10.4	10.1	9.9
4.130	4.100	10.7	10.5	10.1	9.9
4.135	4.100	10.8	10.6	10.2	10.0
4.165	4.100	10.7	10.5	10.1	9.9
4.185	4.100	10.8	10.6	10.2	10.0

Compression ratios are calculated at 0.00" deck clearance, a 9.240" deck height, and a .042" thick compressed head gasket

SEE PAGE 131 & 132 FOR CUSTOM PISTONS



# PLATINUM SERIES PISTONS

## Small Block Chevrolet LS Series

### LSX, RHS, & World Warhawk Blocks 4.250" Stroke Pistons

Standard Part No.	Extreme Duty Part No.	Bore Size	Rod Length	Stroke	Comp Distance	Pin Diam	Piston Wt / Gms	Valve Pocket Type	Valve Pocket Depth Int. / Exh.	Piston Ring Sets Ductile Iron Top Rings	Piston Ring Sets Premium Steel Top Rings
<b>-11cc DISH for LSX</b>											
592400C-8	592400CE-8	4.125"	6.460"	4.250"	1.115"	.927"	432	LS-1,2,3,6,7,92	.225" Trough	46360-8	46360ST-8
592405C-8	592405CE-8	4.130"	6.460"	4.250"	1.115"	.927"	434	LS-1,2,3,6,7,92	.225" Trough	46361-8	46361ST-8
592410C-8	592410CE-8	4.135"	6.460"	4.250"	1.115"	.927"	436	LS-1,2,3,6,7,92	.225" Trough	46362-8	46362ST-8
592440C-8	592440CE-8	4.165"	6.460"	4.250"	1.115"	.927"	453	LS-1,2,3,6,7,92	.225" Trough	46364-8	46364ST-8
592460C-8	592460CE-8	4.185"	6.460"	4.250"	1.115"	.927"	461	LS-1,2,3,6,7,92	.225" Trough	46366-8	46366ST-8
<b>-18cc DISH for LSX</b>											
596300C-8	596300CE-8	4.125"	6.460"	4.250"	1.115"	.927"	437	LS-1,2,3,6,7,92	.175" Trough	46360-8	46360ST-8
596305C-8	596305CE-8	4.130"	6.460"	4.250"	1.115"	.927"	439	LS-1,2,3,6,7,92	.175" Trough	46361-8	46361ST-8
596310C-8	596310CE-8	4.135"	6.460"	4.250"	1.115"	.927"	441	LS-1,2,3,6,7,92	.175" Trough	46362-8	46362ST-8
596340C-8	596340CE-8	4.165"	6.460"	4.250"	1.115"	.927"	460	LS-1,2,3,6,7,92	.175" Trough	46364-8	46364ST-8
596360C-8	596360CE-8	4.185"	6.460"	4.250"	1.115"	.927"	468	LS-1,2,3,6,7,92	.175" Trough	46366-8	46366ST-8
<b>-29cc DISH for LSX</b>											
592900C-8	592900CE-8	4.125"	6.460"	4.250"	1.115"	.927"	430	LS-1,2,3,6,7,92	.175" Trough	46360-8	46360ST-8
592905C-8	592905CE-8	4.130"	6.460"	4.250"	1.115"	.927"	434	LS-1,2,3,6,7,92	.175" Trough	46361-8	46361ST-8
592910C-8	592910CE-8	4.135"	6.460"	4.250"	1.115"	.927"	436	LS-1,2,3,6,7,92	.175" Trough	46362-8	46362ST-8
592940C-8	592940CE-8	4.165"	6.460"	4.250"	1.115"	.927"	457	LS-1,2,3,6,7,92	.175" Trough	46364-8	46364ST-8
592960C-8	592960CE-8	4.185"	6.460"	4.250"	1.115"	.927"	463	LS-1,2,3,6,7,92	.175" Trough	46366-8	46366ST-8
<b>-11cc DISH for RHS/WARHAWK</b>											
599000C-8	599000CE-8	4.125"	See Note	4.250"	1.315"	.927"	487	LS-1,2,3,6,7,92	.225" Trough	46360-8	46360ST-8
599005C-8	599005CE-8	4.130"	See Note	4.250"	1.315"	.927"	489	LS-1,2,3,6,7,92	.225" Trough	46361-8	46361ST-8
599040C-8	599040CE-8	4.165"	See Note	4.250"	1.315"	.927"	497	LS-1,2,3,6,7,92	.225" Trough	46364-8	46364ST-8
599060C-8	599060CE-8	4.185"	See Note	4.250"	1.315"	.927"	505	LS-1,2,3,6,7,92	.225" Trough	46366-8	46366ST-8
<b>-20cc DISH for RHS/WARHAWK</b>											
599100C-8	599100CE-8	4.125"	See Note	4.250"	1.315"	.927"	486	LS-1,2,3,6,7,92	.175" Trough	46360-8	46360ST-8
599105C-8	599105CE-8	4.130"	See Note	4.250"	1.315"	.927"	488	LS-1,2,3,6,7,92	.175" Trough	46361-8	46361ST-8
599140C-8	599140CE-8	4.165"	See Note	4.250"	1.315"	.927"	494	LS-1,2,3,6,7,92	.175" Trough	46364-8	46364ST-8
599160C-8	599160CE-8	4.185"	See Note	4.250"	1.315"	.927"	502	LS-1,2,3,6,7,92	.175" Trough	46366-8	46366ST-8
<b>-31cc DISH for RHS/WARHAWK</b>											
599200C-8	599200CE-8	4.125"	See Note	4.250"	1.315"	.927"	482	LS-1,2,3,6,7,92	.175" Trough	46360-8	46360ST-8
599205C-8	599205CE-8	4.130"	See Note	4.250"	1.315"	.927"	484	LS-1,2,3,6,7,92	.175" Trough	46361-8	46361ST-8
599240C-8	599240CE-8	4.165"	See Note	4.250"	1.315"	.927"	493	LS-1,2,3,6,7,92	.175" Trough	46364-8	46364ST-8
599260C-8	599260CE-8	4.185"	See Note	4.250"	1.315"	.927"	501	LS-1,2,3,6,7,92	.175" Trough	46366-8	46366ST-8

The root diameter of the ring grooves accommodates Manley rings and others which have the following radial thickness: Top: .151" 2nd: .165" Oil: .145" Note: Gapless® Top Ring Sets are also available See page 134

ROD LENGTH Note: Above pistons are intended to be used with a 6.300" rod length in the RHS block and with a 6.350" rod length in the Warhawk block

### Common Features

Crown Thickness: .200"  
 Top Ring: 1.5mm .225" down, -11cc Dishes  
 .250" down, -18cc, 20cc, -29cc & -31cc Dishes  
 Second Ring: 1.5mm  
 Oil Ring: 3mm  
 Max. Valve Sizes: 2.205" Int., 1.625" Exh. for .175" Trough depth  
 2.205" Int., 1.625" Exh. for .225" Trough depth

Round Wire Locks: P/N 42262 - .061" wide  
 Recommended  
 Piston Clearance: .0045" measured 1.100" from bottom of the oil ring  
 Pin Included: Standard Series: Premium Chrome Moly P/N 42428  
 (2.500" x .150" wall, .927" dia., 118 grams)  
 Extreme Duty Series: 9310 Alloy P/N 42528  
 (2.500" x .210" wall, .927" dia., 149 grams)  
 Block Deck Heights: LSX 9.700"  
 RHS 9.750"  
 World 9.800"

Intake valve maximum head diameter is 2.205"

### Chevy LS 4.250" Stroke Compression Ratio Chart

Bore	Cylinder Head (cc)				
	64	66	70	72	78
<b>-11cc DISH</b>					
4.125	11.7	11.5	11.0	10.8	10.2
4.130	11.7	11.5	11.0	10.8	10.2
4.135	11.8	11.4	11.1	10.9	10.3
4.165	11.9	11.7	11.2	11.0	10.4
4.185	12.0	11.8	11.3	11.1	10.5
<b>-18cc DISH</b>					
4.125	10.9	10.7	10.3	10.1	9.6
4.130	10.9	10.7	10.3	10.1	9.6
4.135	11.0	10.8	10.4	10.2	9.7
4.165	11.1	10.9	10.5	10.3	9.8
4.185	11.2	11.0	10.6	10.4	9.9
<b>-20cc DISH</b>					
4.125	10.7	10.5	10.1	10.0	9.5
4.130	10.7	10.5	10.2	10.0	9.5
4.165	10.9	10.7	10.3	10.1	9.6
4.185	11.0	10.8	10.4	10.2	9.7
<b>-29cc DISH</b>					
4.125	9.9	9.7	9.4	9.2	8.8
4.130	9.9	9.7	9.4	9.2	8.8
4.135	10.0	9.8	9.5	9.3	8.9
4.165	10.0	9.9	9.5	9.4	9.0
4.185	10.1	10.0	9.6	9.5	9.1
<b>-31cc DISH</b>					
4.125	9.7	9.6	9.2	9.1	8.7
4.130	9.7	9.6	9.2	9.1	8.7
4.165	9.9	9.7	9.4	9.2	8.8
4.185	10.0	9.8	9.5	9.3	8.9

Compression ratios are calculated at 0.00" deck clearance with a .053" thick compressed head gasket

SEE PAGE 131 & 132 FOR CUSTOM PISTONS

PISTONS, RINGS, & PINS

# PLATINUM SERIES PISTONS

## Small Block Chevrolet LT1 / LT4

### Direct Injected LT1/LT4 for 3.622" & 4.000" Strokes

- ▶ 2618 high strength material; Lightweight design
- ▶ Offset wrist pin design
- ▶ Machined for reluctor wheel clearance
- ▶ Round wire locks
- ▶ 1.2, 1.2, 3mm ring package
- ▶ Forced pin oiling, pressure balance groove and precision pin fitting
- ▶ Premium Chrome Moly wrist pins (Standard Series) included
- ▶ 9310 alloy pin (Extreme Duty Series) included: P/N 42542 2.300" x .210" wall (4.065"-4.080" bores) and P/N 42528 2.500" x .210" wall (4.125"-4.130" bores)



Note: These pistons are designed for connecting rods with .927" diameter floating wrist pins

Standard Part No.	Extreme Duty Part No.	Bore Size	Over Size	Rod Length	Stroke	Comp Distance	Comp Ratio	Piston Wt/Gms	-Piston Ring Sets- Premium Steel Top Rings
<b>STOCK STROKE -2cc DOME LT1/LT4</b>									
560065C-8	560065CE-8	4.065"	STD	6.125"	3.622"	1.304"	11.7/10.8	498	46016ST-8
560070C-8	560070CE-8	4.070"	+ .005"	6.125"	3.622"	1.304"	11.7/10.8	500	46017ST-8
560075C-8	560075CE-8	4.075"	+ .010"	6.125"	3.622"	1.304"	11.8/10.9	502	46017ST-8
560080C-8	560080CE-8	4.080"	+ .015"	6.125"	3.622"	1.304"	11.8/10.9	504	46018ST-8
<b>STOCK STROKE -12cc DISH</b>									
560165C-8	560165CE-8	4.065"	STD	6.125"	3.622"	1.304"	10.5/9.7	469	46016ST-8
560170C-8	560170CE-8	4.070"	+ .005"	6.125"	3.622"	1.304"	10.5/9.7	471	46017ST-8
560175C-8	560175CE-8	4.075"	+ .010"	6.125"	3.622"	1.304"	10.6/9.8	472	46017ST-8
560180C-8	560180CE-8	4.080"	+ .015"	6.125"	3.622"	1.304"	10.6/9.8	473	46018ST-8
<b>STROKER SERIES -10cc DISH</b>									
560265C-8	560265CE-8	4.065"	STD	6.125"	4.000"	1.115"	11.7/10.8	439	46016ST-8
560270C-8	560270CE-8	4.070"	+ .005"	6.125"	4.000"	1.115"	11.7/10.8	442	46017ST-8
560275C-8	560275CE-8	4.075"	+ .010"	6.125"	4.000"	1.115"	11.8/10.9	445	46017ST-8
560280C-8	560280CE-8	4.080"	+ .015"	6.125"	4.000"	1.115"	11.8/10.9	446	46018ST-8
560300C-8	560300CE-8	4.125"	+ .060"	6.125"	4.000"	1.115"	12.0/11.1	471	46060ST-8
560305C-8	560305CE-8	4.130"	+ .065"	6.125"	4.000"	1.115"	12.0/11.1	473	46061ST-8
560310C-8	560310CE-8	4.135"	+ .070"	6.125"	4.000"	1.115"	12.1/11.1	475	46062ST-8
<b>STROKER SERIES -20cc DISH</b>									
560465C-8	560465CE-8	4.065"	STD	6.125"	4.000"	1.115"	10.5/9.8	414	46016ST-8
560470C-8	560470CE-8	4.070"	+ .005"	6.125"	4.000"	1.115"	10.5/9.8	415	46017ST-8
560475C-8	560475CE-8	4.075"	+ .010"	6.125"	4.000"	1.115"	10.6/9.9	418	46017ST-8
560480C-8	560480CE-8	4.080"	+ .015"	6.125"	4.000"	1.115"	10.6/9.9	419	46018ST-8
560500C-8	560500CE-8	4.125"	+ .060"	6.125"	4.000"	1.115"	10.8/10.1	445	46060ST-8
560505C-8	560505CE-8	4.130"	+ .065"	6.125"	4.000"	1.115"	10.8/10.1	447	46061ST-8
560510C-8	560510CE-8	4.135"	+ .070"	6.125"	4.000"	1.115"	10.9/10.1	449	46062ST-8

Compression are calculated at 0.00" deck clearance, a 9.240" deck height, with a 59cc LT1/65.5cc LT4 combustion chamber, and a .051" thick compressed head gasket

### Common Features

Crown Thickness:	.225"	Pin Included:	Standard Series: Premium Chrome Moly P/N 42442 included with the 4.065"-4.080" bores (2.300" x .150" wall, .927" dia., 110 grams)
Top Ring:	1.2mm .300" down (1.304") .290" down (1.115")	Standard Series: Premium Chrome Moly P/N 42428 included with the 4.125"-4.130" bores (2.500" x .150" wall, .927" dia., 118 grams)	Extreme Duty Series: 9310 Alloy P/N 42542 included with the 4.065"-4.080" bores (2.300" x .210" wall, .927" dia., 139 grams)
Second Ring:	1.2mm	Extreme Duty Series: 9310 Alloy P/N 42528 included with the 4.125"-4.130" bores (2.500" x .210" wall, .927" dia., 149 grams)	
Oil Ring:	3.0mm		
Max. Valve Sizes:	2.120" Int., 1.625" Exh.		
Valve Notches:	.180" Int., .200" Exh.		
Round Wire Locks:	P/N 42262 - .061" wide		
Recommended Piston Clearance:	.0045" measured 1.100" from the bottom of the oil ring		

SEE PAGE 131 & 132 FOR CUSTOM PISTONS



PISTONS, RINGS, & PINS

# PLATINUM SERIES PISTONS

## Chevy 5.3L LS / L83

- ▶ 2618 high strength material lightweight design
- ▶ Offset wrist pin design
- ▶ Machined for reluctor wheel clearance
- ▶ Round wire locks
- ▶ 1.2, 1.2, 3.0mm ring package
- ▶ Forced pin oiling, pressure balance groove and precision pin fitting
- ▶ Premium Chrome Moly wrist pins (Standard Series) included
- ▶ 9310 alloy .210" wall pin (Extreme Duty Series) included P/N 42542



### Gen III/IV for 3.622" & 4.000" Strokes

Standard Part No.	Extreme Duty Part No.	Bore Size	Over Size	Rod Length	Stroke	Comp Distance	Piston Wt / Gms	Piston Ring Sets	
								Ductile Iron Top Rings	Premium Steel Top Rings
<b>STOCK STROKE -2cc FLAT TOP</b>									
561005C-8	561005CE-8	3.785"	+ .005"	6.125"	3.622"	1.304"	448	46500-8	46500ST-8
561010C-8	561010CE-8	3.790"	+ .010"	6.125"	3.622"	1.304"	450	46510-8	46510ST-8
561020C-8	561020CE-8	3.800"	+ .020"	6.125"	3.622"	1.304"	454	46520-8	46520ST-8
<b>STROKER SERIES -7cc DISH</b>									
561105C-8	561105CE-8	3.785"	+ .005"	6.125"	4.000"	1.115"	400	46500-8	46500ST-8
561110C-8	561110CE-8	3.790"	+ .010"	6.125"	4.000"	1.115"	402	46510-8	46510ST-8
561120C-8	561120CE-8	3.800"	+ .020"	6.125"	4.000"	1.115"	405	46520-8	46520ST-8

### Gen V Direct Injected for 3.622" & 4.000" Strokes

Standard Part No.	Extreme Duty Part No.	Bore Size	Over Size	Rod Length	Stroke	Comp Distance	Piston Wt / Gms	Piston Ring Sets	
								Ductile Iron Top Rings	Premium Steel Top Rings
<b>STOCK STROKE -2cc DOME</b>									
561200C-8	561200CE-8	3.780"	STD	6.125"	3.622"	1.304"	460	46500-8	46500ST-8
561210C-8	561210CE-8	3.790"	+ .010"	6.125"	3.622"	1.304"	464	46510-8	46510ST-8
561220C-8	561220CE-8	3.800"	+ .020"	6.125"	3.622"	1.304"	468	46520-8	46520ST-8
<b>STROKER SERIES -10cc DISH</b>									
561300C-8	561300CE-8	3.780"	STD	6.125"	4.000"	1.115"	409	46500-8	46500ST-8
561310C-8	561310CE-8	3.790"	+ .010"	6.125"	4.000"	1.115"	412	46510-8	46510ST-8
561320C-8	561320CE-8	3.800"	+ .020"	6.125"	4.000"	1.115"	415	46520-8	46520ST-8

The root diameter of the ring grooves accommodates Manley rings and others which have the following radial thickness  
 Top: .134"      2nd: .143"      Oil: .145"

#### Common Features

Crown Thickness: .225"  
 Top Ring: 1.2mm  
 .300" down (1.304")  
 .290" down (1.115")  
 Second Ring: 1.2mm  
 Oil Ring: 3.0mm  
 Max. Valve Sizes: 2.125" Int., 1.650" Exh.  
 Valve Notches: .175" Int., .150" Exh. (Gen III/IV)  
 .180" Int., .200" Exh. (Gen V)

Pin Included: Standard Series: Premium Chrome Moly P/N 42442 (2.300" x .150" wall, .927" dia., 110 grams)  
 Extreme Duty Series: 9310 Alloy P/N 42542 (2.300" x .210" wall, .927" dia., 139 grams)  
 Round Wire Locks: P/N 42262 - .061" wide  
 Recommended Piston Clearance: .0045" measured 1.100" from the bottom of the oil ring

#### Chevy LS 5.3L Gen III/IV Comp. Ratio Chart

Bore	Stroke	58cc	62cc	66cc	70cc
<b>FLAT TOP</b>					
3.785	3.622	10.50	9.99	9.53	9.11
3.790	3.622	10.55	10.03	9.57	9.15
3.800	3.622	10.60	10.08	9.62	9.20
<b>-7cc DISH</b>					
3.785	4.000	10.82	10.32	9.87	9.46
3.790	4.000	10.87	10.37	9.92	9.51
3.800	4.000	10.92	10.42	9.96	9.55

#### Chevy LS 5.3L Gen V Comp. Ratio Chart

Bore	Stroke	60cc
<b>DOME</b>		
3.780	3.622	10.26
3.790	3.622	10.31
3.800	3.622	10.36
<b>-10cc DISH</b>		
3.780	4.000	10.20
3.790	4.000	10.25
3.800	4.000	10.30

Compression ratios are calculated at 0.00" deck clearance with a .051" thick compressed gasket

SEE PAGE 131 & 132 FOR CUSTOM PISTONS

PISTONS, RINGS, & PINS

# PLATINUM SERIES PISTONS

## Big Block Chevrolet

### 4.500" Bore Flat Top & Mini Dome

- ▶ 2618 high strength material, lightweight design
- ▶ Perfect ring groove to skirt squareness and pressure balance groove
- ▶ Premium Chrome Moly pin and spiral locks included
- ▶ Pin fitting included
- ▶ Suitable for superchargers, turbos, nitrous



Flat Top



Mini Dome

Part No.	Bore Size	STD Deck Block Rod Length / Crank Stroke	CID	Tall Deck Block Rod Length / Crank Stroke	CID	Compression Distance	Piston Wt / Gms	Dome Volume	Piston Ring Set
<b>FLAT TOP</b>									
696000-8	4.500"	6.135" / 4.000"	509	6.535" / 4.000"	509	1.645"	713	- 3cc	46450-8
696030-8	4.530"	6.135" / 4.000"	516	6.535" / 4.000"	516	1.645"	721	- 3cc	46453-8
696060-8	4.560"	6.135" / 4.000"	523	6.535" / 4.000"	523	1.645"	729	- 3cc	46456-8
696080-8	4.600"	6.135" / 4.000"	532	6.535" / 4.000"	532	1.645"	755	- 3cc	46458-8
696100-8	4.500"	6.385" / 4.000"	509	6.535" / 4.500"	573	1.395"	650	- 3cc	46450-8
696130-8	4.530"	6.385" / 4.000"	516	6.535" / 4.500"	580	1.395"	660	- 3cc	46453-8
696160-8	4.560"	6.385" / 4.000"	523	6.535" / 4.500"	588	1.395"	670	- 3cc	46456-8
696180-8	4.600"	6.385" / 4.000"	532	6.535" / 4.500"	598	1.395"	695	- 3cc	46458-8
696200-8	4.500"	6.135" / 4.250"	541	6.535" / 4.250"	541	1.520"	676	- 3cc	46450-8
696230-8	4.530"	6.135" / 4.250"	548	6.535" / 4.250"	548	1.520"	692	- 3cc	46453-8
696260-8	4.560"	6.135" / 4.250"	555	6.535" / 4.250"	555	1.520"	705	- 3cc	46456-8
696280-8	4.600"	6.135" / 4.250"	565	6.535" / 4.250"	565	1.520"	732	- 3cc	46458-8
696300-8	4.500"	6.385" / 4.250"	541	6.535" / 4.750"	604	1.270"	615	- 3cc	46450-8
696330-8	4.530"	6.385" / 4.250"	548	6.535" / 4.750"	613	1.270"	632	- 3cc	46453-8
696360-8	4.560"	6.385" / 4.250"	555	6.535" / 4.750"	621	1.270"	637	- 3cc	46456-8
696380-8	4.600"	6.385" / 4.250"	565	6.535" / 4.750"	632	1.270"	665	- 3cc	46458-8
696390-8	4.625"	6.385" / 4.250"	572	6.535" / 4.750"	639	1.270"	680	- 3cc	46459-8
698080-8	4.600"	6.535" / 4.000"	532	6.700" / 4.500"	598	1.245"	654	- 3cc	46458-8
698480-8	4.600"	6.535" / 4.125"	548	6.700" / 4.625"	615	1.185"	636	- 3cc	46458-8
698180-8	4.600"	6.535" / 4.250"	565	6.700" / 4.750"	632	1.120"	612	- 3cc	46458-8
<b>MINI DOME</b>									
696800-8	4.500"	6.135" / 4.000"	509	6.535" / 4.000"	509	1.645"	690	2cc	46450-8
696830-8	4.530"	6.135" / 4.000"	516	6.535" / 4.000"	516	1.645"	694	2cc	46453-8
698330-8	4.530"	6.385" / 4.000"	516	6.535" / 4.500"	580	1.395"	644	2cc	46453-8

Note: Gapless® Top Ring Sets are also available. See page 134

The root diameter of the ring grooves accommodates Manley rings and others which have the following radial thickness

Top: .200"      2nd: .200"      Oil: .170"

### Common Features

- Crown Thickness: .250"
- Top Ring: 1/16", .350" down Flat Top except on 1.245" and 1.185" CD is .325" down and 1.120" CD is .250" down, .305" down Mini Dome
- Second Ring: 1/16"
- Oil Ring: 3/16"
- Max. Valve Sizes: 2.450" Int., 2.090" Exh.
- Intake Valve Notch: .315"
- Pin Included: Flat Top: Premium Chrome Moly P/N 42220 (.180" wall, 170 grams, 2.930" long, .990" dia.)  
Mini Dome: Premium Chrome Moly P/N 42219 (.150" wall, 147 grams, 2.930" long, .990" dia.)
- Spiral Locks: P/N 42271 - .042" wide (4 per piston)
- Recommended Piston Clearance: .006" measured 1.100" from bottom of the oil ring

Pistons with 1.395" and shorter compression distances REQUIRE, and are shipped with, groove lock spacers (Except P/N 698330)

### Compression Ratio Chart

Bore	Stroke	112cc	118cc	124cc
<b>-3cc FLAT TOP</b>				
4.500"	4.000"	9.0:1	8.7:1	8.4:1
4.530"	4.000"	9.1:1	8.8:1	8.5:1
4.560"	4.000"	9.3:1	8.9:1	8.6:1
4.600"	4.000"	9.4:1	9.0:1	8.7:1
4.600"	4.125"	9.7:1	9.3:1	9.0:1
4.500"	4.250"	9.6:1	9.2:1	8.8:1
4.530"	4.250"	9.7:1	9.3:1	8.9:1
4.560"	4.250"	9.8:1	9.4:1	9.0:1
4.600"	4.250"	9.9:1	9.5:1	9.1:1
4.625"	4.250"	10.0:1	9.6:1	9.3:1
4.500"	4.500"	10.1:1	9.7:1	9.3:1
4.530"	4.500"	10.2:1	9.8:1	9.4:1
4.560"	4.500"	10.3:1	9.9:1	9.5:1
4.600"	4.500"	10.5:1	10.0:1	9.7:1
4.600"	4.625"	10.8:1	10.3:1	9.9:1
4.500"	4.750"	10.6:1	10.1:1	9.8:1
4.530"	4.750"	10.7:1	10.3:1	9.9:1
4.560"	4.750"	10.8:1	10.4:1	10.0:1
4.600"	4.750"	11.0:1	10.5:1	10.1:1
4.625"	4.750"	11.1:1	10.6:1	10.2:1
<b>2cc MINI DOME</b>				
4.500"	4.000"	9.4:1	9.0:1	8.7:1
4.530"	4.000"	9.5:1	9.1:1	8.8:1
4.530"	4.500"	10.6:1	10.1:1	9.7:1

All compression ratios are calculated at .010" deck clearance, a 4.600" head gasket ID with a .042" compressed thickness

SEE PAGE 131 & 132 FOR CUSTOM PISTONS



WWW.MANLEYPERFORMANCE.COM

PISTONS, RINGS, & PINS

# PLATINUM SERIES PISTONS

## Big Block Chevrolet

### 4.500" Inverted Dome

- ▶ 2618 high strength material
- ▶ Lightweight design
- ▶ Full banded skirt for increased skirt stability
- ▶ Perfect ring groove to skirt squareness
- ▶ Pressure balance groove
- ▶ Premium Chrome Moly pin included
- ▶ Spiral locks included
- ▶ Pin fitting included
- ▶ Suitable for superchargers, turbos, nitrous



Part No.	Bore Size	STD Deck Block Rod / Crank Length / Stroke	CID	Tall Deck Block Rod / Crank Length / Stroke	CID	Compression Distance	Piston Wt / Gms	Dome Volume	Piston Ring Set
696400-8	4.500"	6.135" / 4.000"	509	6.535" / 4.000"	509	1.645"	706	- 10cc	46450-8
696430-8	4.530"	6.135" / 4.000"	516	6.535" / 4.000"	516	1.645"	724	- 10cc	46453-8
696460-8	4.560"	6.135" / 4.000"	523	6.535" / 4.000"	523	1.645"	736	- 10cc	46456-8
696480-8	4.600"	6.135" / 4.000"	532	6.535" / 4.000"	532	1.645"	757	- 10cc	46458-8
696500-8	4.500"	6.385" / 4.000"	509	6.535" / 4.500"	573	1.395"	647	- 10cc	46450-8
696530-8	4.530"	6.385" / 4.000"	516	6.535" / 4.500"	580	1.395"	660	- 10cc	46453-8
696560-8	4.560"	6.385" / 4.000"	523	6.535" / 4.500"	588	1.395"	671	- 10cc	46456-8
696580-8	4.600"	6.385" / 4.000"	532	6.535" / 4.500"	598	1.395"	695	- 10cc	46458-8
696600-8	4.500"	6.135" / 4.250"	541	6.535" / 4.250"	541	1.520"	680	- 20cc	46450-8
696630-8	4.530"	6.135" / 4.250"	548	6.535" / 4.250"	548	1.520"	700	- 20cc	46453-8
696660-8	4.560"	6.135" / 4.250"	555	6.535" / 4.250"	555	1.520"	710	- 20cc	46456-8
696680-8	4.600"	6.135" / 4.250"	565	6.535" / 4.250"	565	1.520"	724	- 20cc	46458-8
696700-8	4.500"	6.385" / 4.250"	541	6.535" / 4.750"	604	1.270"	621	- 20cc	46450-8
696730-8	4.530"	6.385" / 4.250"	548	6.535" / 4.750"	613	1.270"	634	- 20cc	46453-8
696760-8	4.560"	6.385" / 4.250"	555	6.535" / 4.750"	621	1.270"	645	- 20cc	46456-8
696780-8	4.600"	6.385" / 4.250"	565	6.535" / 4.750"	632	1.270"	668	- 20cc	46458-8

Note: Gapless® Top Ring Sets are also available. See page 134

The root diameter of the ring grooves accommodates Manley rings and others which have the following radial thickness

Top: .200"      2nd: .200"      Oil: .170"



PISTONS, RINGS, & PINS

### Common Features

- Crown Thickness: .250"
- Top Ring: 1/16", .350" down
- Second Ring: 1/16"
- Oil Ring: 3/16"
- Max. Valve Sizes: 2.450" Int., 2.090" Exh.
- Intake Valve Notch: .315"
- Pin Included: Premium Chrome Moly P/N 42220  
(.180" wall, 170 grams, 2.930" long, .990" dia.)
- Spiral Locks: P/N 42271 - .042" wide (4 per piston)
- Recommended
- Piston Clearance: .006" measured 1.100" from bottom of the oil ring

Pistons with 1.395" and 1.270" compression distances REQUIRE, and are shipped with, groove lock spacers

### Compression Ratio Chart

Bore	Stroke	112cc	118cc	124cc
4.500"	4.000"	8.6:1	8.3:1	8.0:1
4.530"	4.000"	8.7:1	8.4:1	8.1:1
4.560"	4.000"	8.8:1	8.5:1	8.2:1
4.600"	4.000"	8.9:1	8.6:1	8.3:1
4.500"	4.250"	8.6:1	8.3:1	8.0:1
4.530"	4.250"	8.7:1	8.4:1	8.1:1
4.560"	4.250"	8.8:1	8.5:1	8.2:1
4.600"	4.250"	8.9:1	8.6:1	8.3:1
4.500"	4.500"	9.6:1	9.2:1	8.9:1
4.530"	4.500"	9.7:1	9.3:1	9.0:1
4.560"	4.500"	9.8:1	9.4:1	9.1:1
4.600"	4.500"	10.0:1	9.6:1	9.2:1
4.500"	4.750"	9.5:1	9.1:1	8.8:1
4.530"	4.750"	9.6:1	9.2:1	8.9:1
4.560"	4.750"	9.7:1	9.3:1	9.0:1
4.600"	4.750"	9.8:1	9.5:1	9.2:1

All compression ratios are calculated at .010" deck clearance, a 4.600" head gasket ID with a .042" compressed thickness

SEE PAGE 131 & 132 FOR CUSTOM PISTONS



# PLATINUM SERIES PISTONS

## Chrysler 5.7L Hemi

### Dome, Flat Top & Dish

- ▶ Forged 2618 high strength material lightweight design
- ▶ Offset wrist pin design
- ▶ Round wire locks
- ▶ 1.5, 1.5, 3mm ring package
- ▶ Other features include forced pin oiling and pressure balance groove
- ▶ 2.300" x .150" wall Premium Chrome Moly pin (Standard Series) included
- ▶ 9310 alloy .210" wall pin (Extreme Duty Series) included P/N 42542



Note: These pistons are designed for connecting rods with .927" diameter floating wrist pins

Standard Part No.	Extreme Duty Part No.	Bore Size	Over Size	Rod Length	Stroke	Comp Distance	Piston Wt / Gms	Piston Ring Sets	
								Ductile Iron Top Rings	Premium Steel Top Rings
<b>STOCK STROKE 9.3cc DOME</b>									
597400C-8	597400CE-8	3.917"	STD	6.240"	3.579"	1.220"	427	46120-8	46120ST-8
597405C-8	597405CE-8	3.922"	+ .005"	6.240"	3.579"	1.220"	428	46121-8	46121ST-8
597420C-8	597420CE-8	3.937"	+ .020"	6.240"	3.579"	1.220"	434	46122-8	46122ST-8
<b>STOCK STROKE -1.5cc FLAT TOP</b>									
597500C-8	597500CE-8	3.917"	STD	6.240"	3.579"	1.220"	400	46120-8	46120ST-8
597505C-8	597505CE-8	3.922"	+ .005"	6.240"	3.579"	1.220"	402	46121-8	46121ST-8
597520C-8	597520CE-8	3.937"	+ .020"	6.240"	3.579"	1.220"	408	46122-8	46122ST-8
<b>STOCK STROKE -12cc DISH</b>									
597100C-8	597100CE-8	3.917"	STD	6.240"	3.579"	1.220"	393	46120-8	46120ST-8
597105C-8	597105CE-8	3.922"	+ .005"	6.240"	3.579"	1.220"	395	46121-8	46121ST-8
597120C-8	597120CE-8	3.937"	+ .020"	6.240"	3.579"	1.220"	401	46122-8	46122ST-8
<b>STROKER SERIES -1.5cc FLAT TOP</b>									
597200C-8	597200CE-8	3.917"	STD	6.125"	4.050"	1.085"	362	46120-8	46120ST-8
597205C-8	597205CE-8	3.922"	+ .005"	6.125"	4.050"	1.085"	364	46121-8	46121ST-8
597220C-8	597220CE-8	3.937"	+ .020"	6.125"	4.050"	1.085"	369	46122-8	46122ST-8
<b>STROKER SERIES -14cc DISH</b>									
597300C-8	597300CE-8	3.917"	STD	6.125"	4.050"	1.085"	351	46120-8	46120ST-8
597305C-8	597305CE-8	3.922"	+ .005"	6.125"	4.050"	1.085"	354	46121-8	46121ST-8
597320C-8	597320CE-8	3.937"	+ .020"	6.125"	4.050"	1.085"	359	46122-8	46122ST-8
<b>STROKER SERIES -23cc DISH</b>									
598500C-8	598500CE-8	3.917"	STD	6.125"	4.050"	1.085"	346	46120-8	46120ST-8
598505C-8	598505CE-8	3.922"	+ .005"	6.125"	4.050"	1.085"	348	46121-8	46121ST-8
598520C-8	598520CE-8	3.937"	+ .020"	6.125"	4.050"	1.085"	352	46122-8	46122ST-8

The root diameter of the ring grooves accommodates Manley rings and others which have the following radial thickness  
 Top: .155"      2nd: .160"      Oil: .145"      Note: Gapless® Top Ring Sets are also available  
 See page 134

### Common Features

#### for All Pistons on Page 116 & 117

- Crown Thickness: 9.3cc Dome .180" / 5cc Dome .200" / Flat Top .200" / Dish .200"
- Top Ring: 1.5mm, .250" down
- Second Ring: 1.5mm
- Oil Ring: 3mm
- Max. Valve Sizes: 2.100" Int., 1.650" Exh.
- Valve Notches: .100" Int., .080" Exh. (5.7L), .120" Int., .085" Exh. (6.1L)
- Pin Included: Standard Series: Premium Chrome Moly P/N 42442 (.150" wall, 110 grams, 2.300" long, .927" dia.)  
 Extreme Duty Series: 9310 Alloy P/N 42542 (.210" wall, 139 grams, 2.300" long, .927" dia.)
- Round Wire Locks: P/N 42262 - .061" wide
- Recommended
- Piston Clearance: .0045" measured 1.100" from bottom of the oil ring

SEE PAGE 117 FOR COMPRESSION RATIOS

SEE PAGE 131 & 132 FOR CUSTOM PISTONS



# PLATINUM SERIES PISTONS

## Chrysler 6.1L Hemi & 6.1L Hemi with 6.4L Cylinder Heads

### Dome, Flat Top & Dish

- ▶ Forged 2618 high strength material lightweight design
- ▶ Offset wrist pin design
- ▶ Round wire locks
- ▶ 1.5, 1.5, 3mm ring package
- ▶ Other features include forced pin oiling and pressure balance groove
- ▶ 2.300" x .150" wall Premium Chrome Moly pin (Standard Series) included
- ▶ 9310 alloy .210" wall pin (Extreme Duty Series) included P/N 42542



Note: These pistons are designed for connecting rods with .927" diameter floating wrist pins

Standard Part No.	Extreme Duty Part No.	Bore Size	Over Size	Rod Length	Stroke	Comp Distance	Piston Wt / Gms	Piston Ring Sets	
								Ductile Iron Top Rings	Premium Steel Top Rings
<b>STOCK STROKE 5cc DOME</b>									
597660C-8	597660CE-8	4.060"	+ .005"	6.240"	3.579"	1.220"	453	46116-8	46116ST-8
597665C-8	597665CE-8	4.065"	+ .010"	6.240"	3.579"	1.220"	455	46116-8	46116ST-8
597680C-8	597680CE-8	4.080"	+ .025"	6.240"	3.579"	1.220"	461	46118-8	46118ST-8
<b>STOCK STROKE -11.5cc DISH</b>									
597060C-8	597060CE-8	4.060"	+ .005"	6.240"	3.579"	1.220"	427	46116-8	46116ST-8
597065C-8	597065CE-8	4.065"	+ .010"	6.240"	3.579"	1.220"	429	46116-8	46116ST-8
597080C-8	597080CE-8	4.080"	+ .025"	6.240"	3.579"	1.220"	435	46118-8	46118ST-8
<b>STROKER SERIES -1.5cc FLAT TOP</b>									
597860C-8	597860CE-8	4.060"	+ .005"	6.125"	4.050"	1.085"	392	46116-8	46116ST-8
597865C-8	597865CE-8	4.065"	+ .010"	6.125"	4.050"	1.085"	394	46116-8	46116ST-8
597880C-8	597880CE-8	4.080"	+ .025"	6.125"	4.050"	1.085"	398	46118-8	46118ST-8
<b>STROKER SERIES -11.5cc DISH</b>									
598660C-8	598660CE-8	4.060"	+ .005"	6.125"	4.050"	1.085"	386	46116-8	46116ST-8
598665C-8	598665CE-8	4.065"	+ .010"	6.125"	4.050"	1.085"	388	46116-8	46116ST-8
598680C-8	598680CE-8	4.080"	+ .025"	6.125"	4.050"	1.085"	393	46118-8	46118ST-8
<b>STROKER SERIES -24cc DISH</b>									
598760C-8	598760CE-8	4.060"	+ .005"	6.125"	4.050"	1.085"	381	46116-8	46116ST-8
598765C-8	598765CE-8	4.065"	+ .010"	6.125"	4.050"	1.085"	383	46116-8	46116ST-8
598780C-8	598780CE-8	4.080"	+ .025"	6.125"	4.050"	1.085"	388	46118-8	46118ST-8

The root diameter of the ring grooves accommodates Manley rings and others which have the following radial thickness: Top: .151" 2nd: .168" Oil: .145" Note: Gapless® Top Ring Sets are also available See page 134

### Compression Ratio Chart 5.7L Hemi

Bore	Stroke	5.7L		
		Thru 2008 85cc	2009-Up 65cc	6.1L Head 74cc
<b>9.3cc DOME</b>				
3.917" / 99.5mm	3.579"/90.9mm	9.63:1	12.42:1	10.97:1
3.922" / 99.63mm	3.579"/90.9mm	9.65:1	12.45:1	10.99:1
3.937" / 100mm	3.579"/90.9mm	9.72:1	12.53:1	11.07:1
<b>-1.5cc FLAT TOP</b>				
3.917" / 99.5mm	3.579"/90.9mm	8.62:1	10.72:1	9.65:1
3.922" / 99.63mm	3.579"/90.9mm	8.64:1	10.75:1	9.67:1
3.937" / 100mm	3.579"/90.9mm	8.70:1	10.82:1	9.74:1
3.917" / 99.5mm	4.050"	9.33:1	11.52:1	10.41:1
3.922" / 99.63mm	4.050"	9.35:1	11.54:1	10.43:1
3.937" / 100mm	4.050"	9.41:1	11.62:1	10.50:1
<b>-12cc DISH</b>				
3.917" / 99.5mm	3.579"/90.9mm	7.85:1	9.49:1	8.67:1
3.922" / 99.63mm	3.579"/90.9mm	7.87:1	9.52:1	8.69:1
3.937" / 100mm	3.579"/90.9mm	7.92:1	9.58:1	8.74:1

Compression ratios are calculated at .003" deck clearance (3.579" stroke) or .020" deck clearance (4.050" stroke), a 3.941" head gasket ID with a .028" compressed thickness

SEE PAGE 131 & 132 FOR CUSTOM PISTONS

### Compression Ratio Chart 5.7L Hemi

Bore	Stroke	5.7L		
		Thru 2008 85cc	2009-Up 65cc	6.1L Head 74cc
<b>-14cc DISH</b>				
3.917" / 99.5mm	4.050"	8.37:1	10.03:1	9.20:1
3.922" / 99.63mm	4.050"	8.39:1	10.06:1	9.22:1
3.937" / 100mm	4.050"	8.44:1	10.12:1	9.28:1
<b>-23cc DISH</b>				
3.917" / 99.5mm	4.050"	7.80:1	9.20:1	8.51:1
3.922" / 99.63mm	4.050"	7.82:1	9.22:1	8.53:1
3.937" / 100mm	4.050"	7.87:1	9.28:1	8.58:1

### Compression Ratio Chart 6.1L Hemi

Bore	Stroke	6.1L Hemi			
		5cc Dome	Flat Top	-11.5cc Dish	-24cc Dish
4.060"	3.579"	10.70:1	-----	9.01:1	-----
4.065"	3.579"	10.72:1	-----	9.03:1	-----
4.080"	3.579"	10.79:1	-----	9.09:1	-----
4.060"	4.050"	-----	10.72:1	9.73:1	8.75:1
4.065"	4.050"	-----	10.74:1	9.75:1	8.77:1
4.080"	4.050"	-----	10.81:1	9.82:1	8.82:1

Compression ratios are calculated at .003" deck clearance (3.579" stroke) or .020" deck clearance (4.050" stroke), a 4.100" head gasket ID with a .040" compressed thickness and a 74cc combustion chamber



PISTONS, RINGS, & PINS

# PLATINUM SERIES PISTONS

## Chrysler 6.2L Hellcat

### Stock 3.579" Stroke Pistons

- ▶ Forged 2618 high strength material lightweight design
- ▶ Offset wrist pin design
- ▶ Round wire locks
- ▶ 1.2, 1.2, 2.5mm ring package with lateral gas ports
- ▶ Other features include forced pin oiling and pressure balance groove
- ▶ 2.300" x .210" wall Premium Chrome Moly pin (Standard Series) included
- ▶ 9310 alloy .210" wall pin (Extreme Duty Series) included P/N 42542



Note: These pistons are designed for connecting rods with .927" diameter floating wrist pins

Standard Part No.	Extreme Duty Part No.	Bore Size	Over Size	Rod Length	Stroke	Comp Distance	Piston Wt / Gms	Piston Ring Sets Premium Steel Top Rings
<b>-6.5cc DISH (9.5:1)</b>								
597900C-8	597900CE-8	4.090"	STD	6.200"	3.579"	1.278"	456	46132ST-8
597905C-8	597905CE-8	4.095"	+.005"	6.200"	3.579"	1.278"	457	46133ST-8
597910C-8	597910CE-8	4.100"	+.010"	6.200"	3.579"	1.278"	461	46134ST-8

Compression ratios are calculated at .017" deck clearance, a 4.090" head gasket ID with a .039" compressed thickness and a 72cc combustion chamber

### Common Features

- Crown Thickness: .250"
- Top Ring: 1.2mm, .300" down
- Second Ring: 1.2mm
- Oil Ring: 2.5mm
- Max. Valve Sizes: 2.180" Int., 1.675" Exh.
- Valve Notches: .120" Int., .085" Exh

- Pin Included: Standard Series: Premium Chrome Moly P/N 42444 (.210" wall, 139 grams, 2.300" long, .927" dia.)  
Extreme Duty Series: 9310 Alloy P/N 42542 (.210" wall, 139 grams, 2.300" long, .927" dia.)
- Round Wire Locks: P/N 42262 - .061" wide
- Recommended
- Piston Clearance: .0045" measured 1.100" from the bottom of the oil ring

PISTONS, RINGS, & PINS



**SharaDon Performance Powered**

SEE PAGE 131 & 132 FOR CUSTOM PISTONS

# PLATINUM SERIES PISTONS

## Chrysler 6.4L Hemi

### Dome & Dish

- ▶ Forged 2618 high strength material lightweight design
- ▶ Offset wrist pin design
- ▶ Round wire locks
- ▶ 1.5, 1.5, 3mm ring package
- ▶ Other features include forced pin oiling and pressure balance groove
- ▶ 2.300" x .150" wall Premium Chrome Moly pin (Standard Series) included
- ▶ 9310 alloy .210" wall pin (Extreme Duty Series) included P/N 42542



Note: These pistons are designed for connecting rods with .927" diameter floating wrist pins

Standard Part No.	Extreme Duty Part No.	Bore Size	Over Size	Rod Length	Stroke	Comp Distance	Piston Wt / Gms	Piston Ring Sets Premium Steel Top Rings
<b>STOCK STROKE 1.75cc DOME</b>								
598800C-8	598800CE-8	4.090"	STD	6.200"	3.724"	1.210"	430	46129ST-8
598805C-8	598805CE-8	4.095"	+.005"	6.200"	3.724"	1.210"	432	46130ST-8
598810C-8	598810CE-8	4.100"	+.010"	6.200"	3.724"	1.210"	434	46131ST-8
<b>STOCK STROKE -12.5cc DISH</b>								
598900C-8	598900CE-8	4.090"	STD	6.200"	3.724"	1.210"	411	46129ST-8
598905C-8	598905CE-8	4.095"	+.005"	6.200"	3.724"	1.210"	413	46130ST-8
598910C-8	598910CE-8	4.100"	+.010"	6.200"	3.724"	1.210"	415	46131ST-8
<b>STROKER SERIES -5.0cc DISH</b>								
599800C-8	599800CE-8	4.090"	STD	6.125"	4.050"	1.120"	402	46129ST-8
599805C-8	599805CE-8	4.095"	+.005"	6.125"	4.050"	1.120"	404	46130ST-8
599810C-8	599810CE-8	4.100"	+.010"	6.125"	4.050"	1.120"	406	46131ST-8
<b>STROKER SERIES -20.5cc DISH</b>								
599900C-8	599900CE-8	4.090"	STD	6.125"	4.050"	1.120"	394	46129ST-8
599905C-8	599905CE-8	4.095"	+.005"	6.125"	4.050"	1.120"	396	46130ST-8
599910C-8	599910CE-8	4.100"	+.010"	6.125"	4.050"	1.120"	398	46131ST-8

The root diameter of the ring grooves accommodates Manley rings and others which have the following radial thickness  
 Top: .150"      2nd: .170"      Oil: .145"

### Common Features

- Crown Thickness: .200"
- Top Ring: 1.5mm, .250" down
- Second Ring: 1.5mm
- Oil Ring: 3.0mm
- Max. Valve Sizes: 2.180" Int., 1.675" Exh.
- Valve Notches: .120" Int., .085" Exh
- Pin Included: Standard Series: Premium Chrome Moly P/N 42442 (.150" wall, 110 grams, 2.300" long, .927" dia.)  
 Extreme Duty Series: 9310 Alloy P/N 42542 (.210" wall, 139 grams, 2.300" long, .927" dia.)
- Round Wire Locks: P/N 42262 - .061" wide
- Recommended
- Piston Clearance: .0045" measured 1.100" from the bottom of the oil ring

### Compression Ratio Chart 6.4L HEMI

Bore	Stroke	1.75cc Dome	-5.0cc Dish	-12.5cc Dish	-20.5cc Dish
4.090"	3.724"	11.01:1	-----	9.50:1	-----
4.095"	3.724"	11.02:1	-----	9.51:1	-----
4.100"	3.724"	11.03:1	-----	9.52:1	-----
4.090"	4.050"	-----	11.00:1	-----	9.50:1
4.095"	4.050"	-----	11.01:1	-----	9.51:1
4.100"	4.050"	-----	11.02:1	-----	9.52:1

Compression ratios are calculated at .012" deck clearance, a 4.090" head gasket ID with a .027" compressed thickness and a 72cc combustion chamber

SEE PAGE 131 & 132 FOR CUSTOM PISTONS



# PLATINUM SERIES PISTONS

## Ford "EcoBoost" 2.3L DOHC 4 Valve

### -8.2cc Dish

- ▶ 2618 high strength material; Lightweight design with offset wrist pin for quiet start-ups
- ▶ .150" x 2.250" wall Premium Chrome Moly pin (Standard Series) included P/N 42248
- ▶ 9310 alloy .210" wall pin (Extreme Duty Series) included P/N 42548
- ▶ Pressure balance groove
- ▶ Will accommodate +1mm valve sizes
- ▶ Premium Steel top ring sets and round wire locks included



Standard Part No.	Extreme Duty Part No.	Bore Size mm	Over Size	Rod Length	Stroke mm	Comp Distance	Dome Volume (cc)	Comp Ratio	Piston Type	Piston Wt/Gms	Included Ring Set
Ford Focus RS 2016-Up, Mustang 2015-Up (.886"/22.5mm x 2.250" Pin)											
63700C-4	63700CE-4	87.5	STD	5.875"	94	1.291"	-8.2	9.5	Dish	382	46875-4
637001C-4	637001CE-4	87.6	+.1mm	5.875"	94	1.291"	-8.2	9.5	Dish	384	46876-4
637005C-4	637005CE-4	88	+.5mm	5.875"	94	1.291"	-8.2	9.5	Dish	390	46880-4

### Common Features

Crown Thickness: .200"  
 Top Ring: 1.2mm, .250" down  
 Second Ring: 1.2mm  
 Oil Ring: 2.8mm  
 Max. Valve Sizes: 33.0mm Int., 31.0mm Exh.  
 Round Wire Locks: P/N 42270 - .061" wide

Pin Included: Standard Series: Premium Chrome Moly P/N 42248 (2.250" x .150" wall, 22.5mm/.886" dia., 100 grams)  
 Extreme Duty Series: 9310 Alloy P/N 42548 (2.250" x .210" wall, 22.5mm/.886" dia., 128 grams)  
 Recommended Piston Clearance: .0030" measured 1.100" from the bottom of the oil ring

## Ford "EcoBoost" 3.5L DOHC 4 Valve

### -8.5cc Dish & -0.5cc Dome Pistons

- ▶ 2618 high strength material; Lightweight design
- ▶ Offset wrist pin design for quiet start-ups
- ▶ Perfect ring groove to skirt squareness
- ▶ Pressure balance groove
- ▶ Round wire locks
- ▶ 1.2, 1.2, 2.5mm ring package
- ▶ Will accommodate +1mm valve sizes
- ▶ 2.500" x .180" wall Premium Chrome Moly pin (Standard Series) included
- ▶ 9310 alloy .210" wall pin (Extreme Duty Series) included P/N 42546



Note: These pistons are designed for connecting rods with .9055"/23mm diameter floating wrist pins

Standard Part No.	Extreme Duty Part No.	Bore Size	Rod Length	Stroke	Compression Distance	Piston Wt / Gms	Piston Ring Sets Premium Steel Top Rings
<b>-8.5cc DISH (9.0:1)</b>							
594800C-6	594800CE-6	3.642"	6.011"	3.413"	1.239"	407	46642ST-6
594810C-6	594810CE-6	3.652"	6.011"	3.413"	1.239"	411	46652ST-6
594820C-6	594820CE-6	3.662"	6.011"	3.413"	1.239"	415	46662ST-6
<b>-0.5cc DOME (10.0:1)</b>							
594900C-6	594900CE-6	3.642"	6.011"	3.413"	1.239"	419	46642ST-6
594910C-6	594910CE-6	3.652"	6.011"	3.413"	1.239"	423	46652ST-6
594920C-6	594920CE-6	3.662"	6.011"	3.413"	1.239"	427	46662ST-6

The root diameter of the ring grooves accommodates Manley rings and others which have the following radial thickness

Top: .134"    2nd: .143"    Oil: .115"

### Common Features

Crown Thickness: .225"  
 Top Ring: 1.2mm, .270" down  
 Second Ring: 1.2mm  
 Oil Ring: 2.5mm  
 Max. Valve Sizes: 38.0mm Int., 32.0mm Exh.  
 Round Wire Locks: P/N 42212 - .054" wide

Pin Included: Standard Series: Premium Chrome Moly P/N 42346 (2.500" x .180" wall, 23mm/.9055" dia., 132 grams)  
 Extreme Duty Series: 9310 Alloy P/N 42546 (2.500" x .210" wall, 23mm/.9055" dia., 147 grams)  
 Recommended Piston Clearance: .0030" measured .850" from the bottom of the oil ring

SEE PAGE 131 & 132 FOR CUSTOM PISTONS

PISTONS, RINGS, & PINS

# PLATINUM SERIES PISTONS

## Ford "Cyclone" 3.7L DOHC 4 Valve

### -5cc Dish & +2.0cc Dome Pistons

- ▶ 2618 high strength material; Lightweight design
- ▶ Offset wrist pin design for quiet start-ups
- ▶ Perfect ring groove to skirt squareness
- ▶ Pressure balance groove
- ▶ Round wire locks
- ▶ 1.2, 1.5, 2.5mm ring package
- ▶ .225" deck thickness, .270" down top ring
- ▶ Will accommodate +1mm valve sizes
- ▶ 2.500" x .180" wall Premium Chrome Moly pin (Standard Series) included
- ▶ 9310 alloy .210" wall pin (Extreme Duty Series) included P/N 42546



Note: These pistons are designed for connecting rods with .9055"/23mm diameter floating wrist pins

Standard Part No.	Extreme Duty Part No.	Bore Size	Rod Length	Stroke	Compression Distance	Piston Wt / Gms	Piston Ring Sets Premium Steel Top Rings
<b>-5cc DISH (9.5:1)</b>							
599500C-6	599500CE-6	3.760"	6.011"	3.413"	1.239"	420	46760ST-6
599510C-6	599510CE-6	3.770"	6.011"	3.413"	1.239"	424	46770ST-6
599520C-6	599520CE-6	3.780"	6.011"	3.413"	1.239"	428	46780ST-6
<b>+2.0cc DOME (10.5:1)</b>							
599600C-6	599600CE-6	3.760"	6.011"	3.413"	1.239"	426	46760ST-6
599610C-6	599610CE-6	3.770"	6.011"	3.413"	1.239"	430	46770ST-6
599620C-6	599620CE-6	3.780"	6.011"	3.413"	1.239"	434	46780ST-6

The root diameter of the ring grooves accommodates Manley rings and others which have the following radial thickness

Top: .134" 2nd: .152" Oil: .120"

Piston Clearance: .003" measured .850" from bottom of the oil ring

Max. Valve Sizes: 34.5mm Int./Exh.

## Ford 4.6L & 5.4L SOHC/DOHC 2 & 4 Valve and 5.4L 3 Valve

### "Street Master" Series Forged Aluminum 18cc Spherical Dish Piston

- ▶ Perfect blend of economy and high performance
- ▶ 1.2mm offset wrist pin location for quiet start-ups. Mimics OEM design
- ▶ Perfect ring groove to skirt squareness
- ▶ Pressure balance groove
- ▶ 2.500" length Premium Chrome Moly pin included with round wire locks
- ▶ Full banded skirt design for increased skirt stability



Part No.	Bore Size	Rod Length	Stroke	Compression Distance	Piston Wt / Gms	Piston & Pin Wt / Gms	Piston Ring Set
494200-8	3.552"	5.933" / 6.657"	3.543" / 4.165"	1.220"	369	475	46600-8
494220-8	3.572"	5.933" / 6.657"	3.543" / 4.165"	1.220"	376	482	46620-8
494230-8	3.582"	5.933" / 6.657"	3.543" / 4.165"	1.220"	379	485	46630-8

The root diameter of the ring grooves accommodates Manley rings and others which have the following radial thickness

Top: .156" 2nd: .152" Oil: .145"

The pistons above will also work for the 6.8L V10 modular

### Common Features

Dome Volume: -18cc  
 Crown Thickness: .200"  
 Compression Ratio: 8.53:1 w/ 51cc & 3.543" Stroke  
 Top Ring: 1.5mm, .220" down  
 Second Ring: 1.5mm  
 Oil Ring: 3mm

Pin Included: Premium Chrome Moly P/N 42207 (.150" wall, 106 grams, 2.500" long)  
 Round Wire Locks: Recommended P/N 42270 - .061" wide  
 Piston Clearance: .0035" measured .850" from bottom of the oil ring

SEE PAGE 123 & 128 FOR COMPRESSION RATIOS

SEE PAGE 131 & 132 FOR CUSTOM PISTONS



# PLATINUM SERIES PISTONS

## Ford 4.6L SOHC 3 Valve (2004-up)

- ▶ 2618 high strength material lightweight design
- ▶ 1.2mm offset wrist pin design for quiet start-ups. Mimics OEM design
- ▶ Round wire locks
- ▶ Perfect ring groove to skirt squareness
- ▶ Pressure balance groove
- ▶ 1.5, 1.5, 3.0mm ring package
- ▶ 2.500" x .150" wall Premium Chrome Moly pin (Standard Series) included
- ▶ 9310 alloy .210" wall pin (Extreme Duty Series) included P/N 42507
- ▶ Full banded skirt design for increased skirt stability



### Stock 3.543" Stroke Pistons

Standard Part No.	Extreme Duty Part No.	Bore Size	Rod Length	Stroke	Comp Distance	Piston Wt / Gm	Piston Ring Sets		
							Ductile Iron Top Rings	Premium Steel Top Rings	Gapless® Top Rings
				<b>-6.5cc DISH</b>					
594300C-8	594300CE-8	3.552"	5.933"	3.543"	1.220"	352	46600-8	46600ST-8	46600GT-8
594320C-8	594320CE-8	3.572"	5.933"	3.543"	1.220"	362	46620-8	46620ST-8	46620GT-8
594330C-8	594330CE-8	3.582"	5.933"	3.543"	1.220"	367	46630-8	46630ST-8	46630GT-8
				<b>-14cc DISH</b>					
594500C-8	594500CE-8	3.552"	5.933"	3.543"	1.220"	360	46600-8	46600ST-8	46600GT-8
594520C-8	594520CE-8	3.572"	5.933"	3.543"	1.220"	370	46620-8	46620ST-8	46620GT-8
594530C-8	594530CE-8	3.582"	5.933"	3.543"	1.220"	375	46630-8	46630ST-8	46630GT-8
594570C-8	594570CE-8	3.700"	5.933"	3.543"	1.220"	413	46670-8	46670ST-8	46670GT-8

### 3.750" Stroke Pistons

Standard Part No.	Extreme Duty Part No.	Bore Size	Rod Length	Stroke	Comp Distance	Piston Wt / Gm	Piston Ring Sets		
							Ductile Iron Top Rings	Premium Steel Top Rings	Gapless® Top Rings
				<b>-14cc DISH</b>					
595500C-8	595500CE-8	3.552"	5.850"	3.750"	1.200"	375	46600-8	46600ST-8	46600GT-8
595520C-8	595520CE-8	3.572"	5.850"	3.750"	1.200"	382	46620-8	46620ST-8	46620GT-8
595530C-8	595530CE-8	3.582"	5.850"	3.750"	1.200"	385	46630-8	46630ST-8	46630GT-8
				<b>-18cc DISH</b>					
595570C-8	595570CE-8	3.700"	5.850"	3.750"	1.200"	421	46670-8	46670ST-8	46670GT-8

The root diameter of the ring grooves accommodates Manley rings and others which have the following radial thickness  
 Top: .156"    2nd: .152"    Oil: .145"

### Common Features

Crown Thickness: .185"  
 Top Ring: 1.5mm, .220" down  
 Second Ring: 1.5mm  
 Oil Ring: 3mm  
 Max. Valve Sizes: 38.5mm Exh.  
 Round Wire Locks: P/N 42270 - .061" wide

Pin Included: Standard Series: Premium Chrome Moly P/N 42207 (2.500" x .150" wall, 22mm/.866" dia., 106 grams)  
 Extreme Duty Series: 9310 Alloy P/N 42507 (2.500" x .210" wall, 22mm/.866" dia., 138 grams)

Recommended Piston Clearance: .003" measured .850" from bottom of the oil ring

### Ford 4.6L 3V Compression Ratio Charts

Bore	Stroke	51cc	Bore	Stroke	51cc
		<b>-6.5cc DISH</b>			
3.552"	3.543	9.86	3.552"	3.750	9.41
3.572"	3.543	9.95	3.572"	3.750	9.51
3.582"	3.543	10.00	3.582"	3.750	9.55
		<b>-14cc DISH</b>			
3.552"	3.543	8.94	3.700"	3.750	9.64
3.572"	3.543	9.03			
3.582"	3.543	9.07			
3.700"	3.543	9.58			

Head Gasket Bore 3.620 (3.552-3.582)  
 Head Gasket Bore 3.700 (3.700)  
 Compressed Gasket Thickness .036  
 Deck Clearance .008

SEE PAGE 131 & 132 FOR CUSTOM PISTONS

# PLATINUM SERIES PISTONS

## Ford 4.6L SOHC/DOHC 2 & 4 Valve (1991-up)

### Stock 3.543" Stroke Pistons

- ▶ 2618 high strength material lightweight design
- ▶ 1.2mm offset wrist pin design for quiet start-ups. Mimics OEM design
- ▶ Round wire locks
- ▶ Perfect ring groove to skirt squareness
- ▶ Pressure balance groove
- ▶ 1.5, 1.5, 3.0mm ring package
- ▶ 2.500" x .150" wall Premium Chrome Moly pin (Standard Series) included
- ▶ 9310 alloy .210" wall pin (Extreme Duty Series) included P/N 42507
- ▶ Full banded skirt design for increased skirt stability



Standard Part No.	Extreme Duty Part No.	Bore Size	Rod Length	Stroke	Comp Distance	Piston Wt / Gm	Piston Ring Sets		
							Ductile Iron Top Rings	Premium Steel Top Rings	Gapless® Top Rings
<b>FLAT TOP</b>									
594000C-8	594000CE-8	3.552"	5.933"	3.543"	1.220"	335	46600-8	46600ST-8	46600GT-8
594020C-8	594020CE-8	3.572"	5.933"	3.543"	1.220"	345	46620-8	46620ST-8	46620GT-8
594030C-8	594030CE-8	3.582"	5.933"	3.543"	1.220"	350	46630-8	46630ST-8	46630GT-8
594070C-8	594070CE-8	3.700"	5.933"	3.543"	1.220"	388	46670-8	46670ST-8	46670GT-8
<b>-11cc DISH</b>									
594100C-8	594100CE-8	3.552"	5.933"	3.543"	1.220"	350	46600-8	46600ST-8	46600GT-8
594120C-8	594120CE-8	3.572"	5.933"	3.543"	1.220"	355	46620-8	46620ST-8	46620GT-8
594130C-8	594130CE-8	3.582"	5.933"	3.543"	1.220"	362	46630-8	46630ST-8	46630GT-8
594170C-8	594170CE-8	3.700"	5.933"	3.543"	1.220"	401	46670-8	46670ST-8	46670GT-8
<b>-18cc SPHERICAL DISH</b>									
594200C-8	594200CE-8	3.552"	5.933"	3.543"	1.220"	384	46600-8	46600ST-8	46600GT-8
594220C-8	594220CE-8	3.572"	5.933"	3.543"	1.220"	390	46620-8	46620ST-8	46620GT-8
594230C-8	594230CE-8	3.582"	5.933"	3.543"	1.220"	393	46630-8	46630ST-8	46630GT-8
594270C-8	594270CE-8	3.700"	5.933"	3.543"	1.220"	431	46670-8	46670ST-8	46670GT-8
<b>-23cc DISH</b>									
594400C-8	594400CE-8	3.552"	5.933"	3.543"	1.220"	351	46600-8	46600ST-8	46600GT-8
594420C-8	594420CE-8	3.572"	5.933"	3.543"	1.220"	359	46620-8	46620ST-8	46620GT-8
594430C-8	594430CE-8	3.582"	5.933"	3.543"	1.220"	363	46630-8	46630ST-8	46630GT-8
594470C-8	594470CE-8	3.700"	5.933"	3.543"	1.220"	401	46670-8	46670ST-8	46670GT-8

The root diameter of the ring grooves accommodates Manley rings and others which have the following radial thickness

Top: .156" 2nd: .152" Oil: .145"

### Common Features

Crown Thickness: .185"  
 Top Ring: 1.5mm, .220" down  
 Second Ring: 1.5mm  
 Oil Ring: 3mm  
 Round Wire Locks: P/N 42270 - .061" wide

Pin Included: Standard Series: Premium Chrome Moly P/N 42207 (2.500" x .150" wall, 22mm/.866" dia., 106 grams)  
 Extreme Duty Series: 9310 Alloy P/N 42507 (2.500" x .210" wall, 22mm/.866" dia., 138 grams)

Recommended  
 Piston Clearance: .003" measured .850" from bottom of the oil ring

### Ford 4.6L 2V & 4V Compression Ratio Charts

Bore	Stroke	42cc	51cc	52cc	Bore	Stroke	42cc	51cc	52cc
<b>FLAT TOP</b>					<b>-18 SPHERICAL DISH</b>				
3.552	3.543	12.65	10.86	10.69	3.552	3.543	9.54	8.53	8.44
3.572	3.543	12.78	10.97	10.80	3.572	3.543	9.63	8.63	8.52
3.582	3.543	12.85	11.02	10.85	3.582	3.543	9.68	8.66	8.56
3.700	3.543	13.55	11.63	11.45	3.700	3.543	10.21	9.13	9.03
<b>-11cc DISH</b>					<b>-23cc DISH</b>				
3.552	3.543	10.53	9.29	9.18	3.552	3.543	8.95	8.07	7.98
3.572	3.543	10.64	9.39	9.27	3.572	3.543	9.04	8.15	8.06
3.582	3.543	10.69	9.43	9.31	3.582	3.543	9.08	8.19	8.10
3.700	3.543	11.33	9.99	9.86	3.700	3.543	9.58	8.64	8.54

Head Gasket Bore 3.620 (3.552-3.582)  
 Head Gasket Bore 3.700 (3.700)  
 Compressed Gasket Thickness .036  
 Deck Clearance .008

42cc Combustion Chamber is 99-up PI 2V  
 51cc Combustion Chamber is 91-98 2V  
 52cc Combustion Chamber is 93-up 4V

SEE PAGE 131 & 132 FOR CUSTOM PISTONS



# PLATINUM SERIES PISTONS

## Ford 4.6L SOHC/DOHC 2 & 4 Valve (1991-up)

### 3.750" Stroke Pistons

- ▶ 2618 high strength material lightweight design
- ▶ 1.2mm offset wrist pin design for quiet start-ups. Mimics OEM design
- ▶ Round wire locks
- ▶ Perfect ring groove to skirt squareness
- ▶ Pressure balance groove
- ▶ 1.5, 1.5, 3.0mm ring package
- ▶ 2.500" x .150" wall Premium Chrome Moly pin (Standard Series) included
- ▶ 9310 alloy .210" wall pin (Extreme Duty Series) included P/N 42507
- ▶ Full banded skirt design for increased skirt stability



Standard Part No.	Extreme Duty Part No.	Bore Size	Rod Length	Stroke	Comp Distance	Piston Wt / Gm	Piston Ring Sets		
							Ductile Iron Top Rings	Premium Steel Top Rings	Gapless® Top Rings
<b>FLAT TOP</b>									
595000C-8	595000CE-8	3.552"	5.850"	3.750"	1.200"	350	46600-8	46600ST-8	46600GT-8
595020C-8	595020CE-8	3.572"	5.850"	3.750"	1.200"	357	46620-8	46620ST-8	46620GT-8
595030C-8	595030CE-8	3.582"	5.850"	3.750"	1.200"	360	46630-8	46630ST-8	46630GT-8
<b>-11cc DISH</b>									
595100C-8	595100CE-8	3.552"	5.850"	3.750"	1.200"	346	46600-8	46600ST-8	46600GT-8
595120C-8	595120CE-8	3.572"	5.850"	3.750"	1.200"	353	46620-8	46620ST-8	46620GT-8
595130C-8	595130CE-8	3.582"	5.850"	3.750"	1.200"	358	46630-8	46630ST-8	46630GT-8
<b>-18cc SPHERICAL DISH</b>									
595200C-8	595200CE-8	3.552"	5.850"	3.750"	1.200"	372	46600-8	46600ST-8	46600GT-8
595220C-8	595220CE-8	3.572"	5.850"	3.750"	1.200"	380	46620-8	46620ST-8	46620GT-8
595230C-8	595230CE-8	3.582"	5.850"	3.750"	1.200"	383	46630-8	46630ST-8	46630GT-8
595270C-8	595270CE-8	3.700"	5.850"	3.750"	1.200"	421	46670-8	46670ST-8	46670GT-8
<b>-23cc DISH</b>									
595400C-8	595400CE-8	3.552"	5.850"	3.750"	1.200"	336	46600-8	46600ST-8	46600GT-8
595420C-8	595420CE-8	3.572"	5.850"	3.750"	1.200"	342	46620-8	46620ST-8	46620GT-8
595430C-8	595430CE-8	3.582"	5.850"	3.750"	1.200"	346	46630-8	46630ST-8	46630GT-8
595470C-8	595470CE-8	3.700"	5.850"	3.750"	1.200"	384	46670-8	46670ST-8	46670GT-8
<b>-28cc DISH</b>									
595600C-8	595600CE-8	3.552"	5.850"	3.750"	1.200"	341	46600-8	46600ST-8	46600GT-8
595620C-8	595620CE-8	3.572"	5.850"	3.750"	1.200"	347	46620-8	46620ST-8	46620GT-8
595630C-8	595630CE-8	3.582"	5.850"	3.750"	1.200"	351	46630-8	46630ST-8	46630GT-8
595670C-8	595670CE-8	3.700"	5.850"	3.750"	1.200"	389	46670-8	46670ST-8	46670GT-8

The root diameter of the ring grooves accommodates Manley rings and others which have the following radial thickness

Top: .156" 2nd: .152" Oil: .145"

### Common Features

Crown Thickness: .185"  
 Top Ring: 1.5mm, .220" down  
 Second Ring: 1.5mm  
 Oil Ring: 3mm  
 Round Wire Locks: P/N 42270 - .061" wide

Pin Included: Standard Series: Premium Chrome Moly P/N 42207 (2.500" x .150" wall, 22mm/.866" dia., 106 grams)  
 Extreme Duty Series: 9310 Alloy P/N 42507 (2.500" x .210" wall, 22mm/.866" dia., 138 grams)

Recommended Piston Clearance: .003" measured .850" from bottom of the oil ring

### Ford 4.6L 2V & 4V Compression Ratio Charts

Bore	Stroke	42cc	51cc	52cc	Bore	Stroke	42cc	51cc	52cc
<b>FLAT TOP</b>									
3.552	3.750	13.33	11.43	11.26	3.552	3.750	9.41	8.48	8.39
3.572	3.750	13.47	11.55	11.37	3.572	3.750	9.51	8.57	8.47
3.582	3.750	13.54	11.61	11.43	3.582	3.750	9.55	8.61	8.52
<b>-23cc DISH</b>									
3.700	3.750	10.08			3.700	3.750	10.08	9.08	8.98
<b>-11cc DISH</b>									
3.552	3.750	11.09	9.78	9.65	3.552	3.750	8.87	8.05	7.97
3.572	3.750	11.20	9.88	9.75	3.572	3.750	8.96	8.13	8.05
3.582	3.750	11.25	9.92	9.80	3.582	3.750	9.00	8.17	8.09
<b>-18cc SPHERICAL DISH</b>									
3.700	3.750	10.75	9.61	9.50	3.700	3.750	9.50	8.62	8.53

Head Gasket Bore 3.620 (3.552-3.582) 42cc Combustion Chamber is 99-up PI 2V  
 Head Gasket Bore 3.700 (3.700) 51cc Combustion Chamber is 91-98 2V  
 Compressed Gasket Thickness .036 52cc Combustion Chamber is 93-up 4V  
 Deck Clearance .008

SEE PAGE 131 & 132 FOR CUSTOM PISTONS



# PLATINUM SERIES PISTONS

## Ford 4.6L SOHC/DOHC 2, 3 & 4 Valve (1991-up)

### Turbo Tuff® Design 3.543" & 3.750" Stroke Pistons

- ▶ 2618 high strength material lightweight design
- ▶ 1.2mm offset wrist pin design for quiet start-ups. Mimics OEM design
- ▶ Round wire locks
- ▶ Perfect ring groove to skirt squareness
- ▶ Pressure balance groove
- ▶ 1.5, 1.5, 3.0mm ring package
- ▶ Vertical Gas Ports designed for high HP Race Engines
- ▶ 9310 alloy .210" wall pin included P/N 42507



### 2 & 4 Valve Pistons

Standard Part No.	Bore Size	Rod Length	Stroke	Comp Distance	Piston Wt / Gm	Piston Ring Sets	
						Premium Steel Top Rings	Gapless® Top Rings
<b>-11cc DISH 3.543" STROKE</b>							
567000CE-8	3.552"	5.933"	3.543"	1.220"	363	46600ST-8	46600GT-8
567020CE-8	3.572"	5.933"	3.543"	1.220"	368	46620ST-8	46620GT-8
567030CE-8	3.582"	5.933"	3.543"	1.220"	372	46630ST-8	46630GT-8
567070CE-8	3.700"	5.933"	3.543"	1.220"	403	46670ST-8	46670GT-8
<b>-11cc DISH 3.750" STROKE</b>							
567100CE-8	3.552"	5.850"	3.750"	1.200"	362	46600ST-8	46600GT-8
567120CE-8	3.572"	5.850"	3.750"	1.200"	369	46620ST-8	46620GT-8
567130CE-8	3.582"	5.850"	3.750"	1.200"	373	46630ST-8	46630GT-8
<b>-18cc DISH 3.750" STROKE</b>							
567170CE-8	3.700"	5.850"	3.750"	1.200"	397	46670ST-8	46670GT-8

### 3 Valve Pistons

Standard Part No.	Bore Size	Rod Length	Stroke	Comp Distance	Piston Wt / Gm	Piston Ring Sets	
						Premium Steel Top Rings	Gapless® Top Rings
<b>-14cc DISH 3.543" STROKE</b>							
567200CE-8	3.552"	5.933"	3.543"	1.220"	366	46600ST-8	46600GT-8
567220CE-8	3.572"	5.933"	3.543"	1.220"	371	46620ST-8	46620GT-8
567230CE-8	3.582"	5.933"	3.543"	1.220"	375	46630ST-8	46630GT-8
567270CE-8	3.700"	5.933"	3.543"	1.220"	400	46670ST-8	46670GT-8
<b>-14cc DISH 3.750" STROKE</b>							
567300CE-8	3.552"	5.850"	3.750"	1.200"	362	46600ST-8	46600GT-8
567320CE-8	3.572"	5.850"	3.750"	1.200"	366	46620ST-8	46620GT-8
567330CE-8	3.582"	5.850"	3.750"	1.200"	370	46630ST-8	46630GT-8
<b>-18cc DISH 3.750" STROKE</b>							
567370CE-8	3.700"	5.850"	3.750"	1.200"	396	46670ST-8	46670GT-8

The root diameter of the ring grooves accommodates Manley rings and others which have the following radial thickness

Top: .156" 2nd: .152" Oil: .145"

### Common Features

Crown Thickness: .250"  
 Top Ring: 1.5mm, .270" down  
 Second Ring: 1.5mm  
 Oil Ring: 3mm  
 Max. Valve Sizes: 38.5mm Exh. (3V)  
 Round Wire Locks: P/N 42270 - .061" wide

Pin Included: 9310 Alloy P/N 42507  
 (2.500" x .210" wall, 22mm/.866" dia., 138 grams)

Recommended  
 Piston Clearance: .0035" measured .850" from bottom of the oil ring

### Ford 4.6L 2V, 3V & 4V Compression Ratio Charts

Bore	Stroke	42cc	51cc	52cc	Bore	Stroke	51cc
<b>-11cc DISH</b>							
3.552	3.543	10.53	9.29	9.18	3.552	3.543	8.94
3.572	3.543	10.64	9.39	9.27	3.572	3.543	9.03
3.582	3.543	10.69	9.43	9.31	3.582	3.543	9.07
3.700	3.543	11.33	9.99	9.86	3.700	3.543	9.58
<b>-11cc DISH</b>							
3.552	3.750	11.09	9.78	9.65	3.552	3.750	9.41
3.572	3.750	11.20	9.88	9.75	3.572	3.750	9.51
3.582	3.750	11.25	9.92	9.80	3.582	3.750	9.55
<b>-18cc DISH</b>							
3.700	3.750	10.79	9.64	9.53	3.700	3.750	9.64

Head Gasket Bore 3.620 (3.552-3.582)

Head Gasket Bore 3.700 (3.700)

Compressed Gasket Thickness .036

Deck Clearance .008

42cc Combustion Chamber is 99-up PI 2V

51cc Combustion Chamber is 91-98 2V & 04-up 3V

52cc Combustion Chamber is 93-up 4V

# PLATINUM SERIES PISTONS

## Ford "Coyote" 5.0L Gen I/II DOHC 4 Valve (2011-2017) Stock 3.650" Stroke Pistons

- ▶ 2618 high strength material; Lightweight design
- ▶ Perfect ring groove to skirt squareness
- ▶ Offset wrist pin design for quiet start-ups
- ▶ Pressure balance groove
- ▶ Round wire locks
- ▶ 1.2, 1.2, 3mm ring package
- ▶ .200" deck thickness, .225" down top ring
- ▶ Will accommodate +1mm valve sizes
- ▶ 2.500" x .150" wall Premium Chrome Moly pin (Standard Series) included
- ▶ 9310 alloy .210" wall pin (Extreme Duty Series) included P/N 42507



Note: These pistons are designed for connecting rods with .866" / 22mm diameter floating wrist pins

Standard Part No.	Extreme Duty Part No.	Bore Size	Rod Length	Stroke	Compression Distance	Piston Wt / Gms	Premium Steel Top Rings
<b>-12cc DISH (9.0:1)</b>							
598100C-8	598100CE-8	3.630"	5.933"	3.650"	1.165"	361	46700ST-8
598105C-8	598105CE-8	3.635"	5.933"	3.650"	1.165"	365	46710ST-8
598110C-8	598110CE-8	3.640"	5.933"	3.650"	1.165"	366	46710ST-8
598170C-8	598170CE-8	3.700"	5.933"	3.650"	1.165"	376	46771ST-8
<b>-2.5cc FLAT TOP (10.0:1)</b>							
598400C-8	598400CE-8	3.630"	5.933"	3.650"	1.165"	365	46700ST-8
598405C-8	598405CE-8	3.635"	5.933"	3.650"	1.165"	368	46710ST-8
598410C-8	598410CE-8	3.640"	5.933"	3.650"	1.165"	370	46710ST-8
598470C-8	598470CE-8	3.700"	5.933"	3.650"	1.165"	380	46771ST-8
<b>+3.75cc DOME (11.0:1)</b>							
598000C-8	598000CE-8	3.630"	5.933"	3.650"	1.165"	391	46700ST-8
598005C-8	598005CE-8	3.635"	5.933"	3.650"	1.165"	393	46710ST-8
598010C-8	598010CE-8	3.640"	5.933"	3.650"	1.165"	395	46710ST-8
598070C-8	598070CE-8	3.700"	5.933"	3.650"	1.165"	398	46771ST-8

The root diameter of the ring grooves accommodates Manley rings and others which have the following radial thickness

Top: .141"    2nd: .143"    Oil: .145"

### Common Features

Crown Thickness: .200"  
 Top Ring: 1.2mm, .225" down  
 Second Ring: 1.2mm  
 Oil Ring: 3mm  
 Max. Valve Sizes: 38.0mm Int./Exh.  
 Round Wire Locks: P/N 42270 - .061" wide

Pin Included:            Standard Series: Premium Chrome Moly P/N 42207  
 (2.500" x .150" wall, 22mm/.886" dia.,  
 106 grams)  
 Extreme Duty Series: 9310 Alloy P/N 42507  
 (2.500" x .210" wall, 22mm/.866" dia.,  
 138 grams)  
 Recommended  
 Piston Clearance: .0030" measured .850" from the bottom of  
 the oil ring

PISTONS, RINGS, & PINS

# PLATINUM SERIES PISTONS

## Ford "Coyote" 5.0L Gen III DOHC 4 Valve (2018-up) Stock 3.650" Stroke Pistons

- ▶ 2618 high strength material; Lightweight design
- ▶ Offset wrist pin design for quiet start-ups
- ▶ Perfect ring groove to skirt squareness
- ▶ Pressure balance groove
- ▶ Round wire locks
- ▶ 1.2, 1.2, 3.0mm ring package
- ▶ .200" deck thickness, .225" down top ring
- ▶ Will accommodate +1mm valve sizes (except 5959 series)
- ▶ 2.500" x .150" wall Premium Chrome Moly pin (Standard Series) included
- ▶ 9310 alloy .210" wall pin (Extreme Duty Series) included P/N 42507



Note: These pistons are designed for connecting rods with .866" / 22mm diameter floating wrist pins

Standard Part No.	Extreme Duty Part No.	Bore Size	Rod Length	Stroke	Compression Distance	Piston Wt / Gms	Premium Steel Top Rings
<b>-6.00cc DISH (10.0:1)</b>							
595700C-8	595700CE-8	3.662"	5.933"	3.650"	1.165"	371	46762ST-8
595705C-8	595705CE-8	3.667"	5.933"	3.650"	1.165"	373	46767ST-8
595710C-8	595710CE-8	3.672"	5.933"	3.650"	1.165"	375	46772ST-8
595738C-8	595738CE-8	3.700"	5.933"	3.650"	1.165"	388	46771ST-8
<b>+1.00cc DOME (11.0:1)</b>							
595800C-8	595800CE-8	3.662"	5.933"	3.650"	1.165"	385	46762ST-8
595805C-8	595805CE-8	3.667"	5.933"	3.650"	1.165"	387	46767ST-8
595810C-8	595810CE-8	3.672"	5.933"	3.650"	1.165"	389	46772ST-8
595838C-8	595838CE-8	3.700"	5.933"	3.650"	1.165"	398	46771ST-8
<b>+6.75cc DOME (12.0:1)</b>							
595900C-8*	595900CE-8*	3.662"	5.933"	3.650"	1.165"	398	46762ST-8
595905C-8*	595905CE-8*	3.667"	5.933"	3.650"	1.165"	401	46767ST-8
595910C-8*	595910CE-8*	3.672"	5.933"	3.650"	1.165"	405	46772ST-8
595938C-8*	595938CE-8*	3.700"	5.933"	3.650"	1.165"	411	46771ST-8

\*Designed for OEM valve sizes and mild camshafts.

Note: These blocks feature a spray bore lining. Blocks must be sleeved for oversized bore pistons.

The root diameter of the ring grooves accommodates Manley rings and others which have the following radial thickness

Top: .141"      2nd: .143"      Oil: .145"

### Common Features

Crown Thickness: .200"  
 Top Ring: 1.2mm, .225" down  
 Second Ring: 1.2mm  
 Oil Ring: 3mm  
 Max. Valve Sizes: 35.0mm Int./Exh. (5957/5958 Series)  
 34.0mm Int./Exh. (5959 Series)  
 Round Wire Locks: P/N 42270 - .061" wide

Pin Included: Standard Series: Premium Chrome Moly P/N 42207  
 (2.500" x .150" wall, 22mm/.886" dia., 106 grams)  
 Extreme Duty Series: 9310 Alloy P/N 42507  
 (2.500" x .210" wall, 22mm/.866" dia., 138 grams)  
 Recommended Piston Clearance: .0030" measured .850" from the bottom of the oil ring

PISTONS, RINGS, & PINS

# PLATINUM SERIES PISTONS

## Ford 5.4L SOHC/DOHC 2, 3 & 4 Valve (1991-up)

### Stock 4.165" Stroke Pistons

- ▶ 2618 high strength material lightweight design
- ▶ 1.2mm offset wrist pin design for quiet start-ups. Mimics OEM design
- ▶ Round wire locks
- ▶ Perfect ring groove to skirt squareness
- ▶ Pressure balance groove
- ▶ 1.5, 1.5, 3.0mm ring package
- ▶ 2.500" x .150" wall Premium Chrome Moly pin (Standard Series) included
- ▶ 9310 alloy .210" wall pin (Extreme Duty Series) included P/N 42507
- ▶ Full banded skirt design for increased skirt stability



Standard Part No.	Extreme Duty Part No.	Bore Size	Rod Length	Stroke	Comp Distance	Piston Wt / Gm	Piston Ring Sets		
							Ductile Iron Top Rings	Premium Steel Top Rings	Gapless® Top Rings
<b>FLAT TOP</b>									
594000C-8	594000CE-8	3.552"	6.657"	4.165"	1.220"	335	46600-8	46600ST-8	46600GT-8
594020C-8	594020CE-8	3.572"	6.657"	4.165"	1.220"	345	46620-8	46620ST-8	46620GT-8
594030C-8	594030CE-8	3.582"	6.657"	4.165"	1.220"	350	46630-8	46630ST-8	46630GT-8
594070C-8	594070CE-8	3.700"	6.657"	4.165"	1.220"	388	46670-8	46670ST-8	46670GT-8
<b>-11cc DISH</b>									
594100C-8	594100CE-8	3.552"	6.657"	4.165"	1.220"	350	46600-8	46600ST-8	46600GT-8
594120C-8	594120CE-8	3.572"	6.657"	4.165"	1.220"	355	46620-8	46620ST-8	46620GT-8
594130C-8	594130CE-8	3.582"	6.657"	4.165"	1.220"	362	46630-8	46630ST-8	46630GT-8
594170C-8	594170CE-8	3.700"	6.657"	4.165"	1.220"	401	46670-8	46670ST-8	46670GT-8
<b>-18cc SPHERICAL DISH</b>									
594200C-8	594200CE-8	3.552"	6.657"	4.165"	1.220"	384	46600-8	46600ST-8	46600GT-8
594220C-8	594220CE-8	3.572"	6.657"	4.165"	1.220"	390	46620-8	46620ST-8	46620GT-8
594230C-8	594230CE-8	3.582"	6.657"	4.165"	1.220"	393	46630-8	46630ST-8	46630GT-8
594270C-8	594270CE-8	3.700"	6.657"	4.165"	1.220"	431	46670-8	46670ST-8	46670GT-8
<b>-23cc DISH</b>									
594400C-8	594400CE-8	3.552"	6.657"	4.165"	1.220"	351	46600-8	46600ST-8	46600GT-8
594420C-8	594420CE-8	3.572"	6.657"	4.165"	1.220"	359	46620-8	46620ST-8	46620GT-8
594430C-8	594430CE-8	3.582"	6.657"	4.165"	1.220"	363	46630-8	46630ST-8	46630GT-8
594470C-8	594470CE-8	3.700"	6.657"	4.165"	1.220"	401	46670-8	46670ST-8	46670GT-8

The root diameter of the ring grooves accommodates Manley rings and others which have the following radial thickness

Top: .156" 2nd: .152" Oil: .145"

### Common Features

Crown Thickness: .185"  
 Top Ring: 1.5mm, .220" down  
 Second Ring: 1.5mm  
 Oil Ring: 3mm  
 Round Wire Locks: P/N 42270 - .061" wide

Pin Included: Standard Series: Premium Chrome Moly P/N 42207 (2.500" x .150" wall, 22mm/.866" dia., 106 grams)  
 Extreme Duty Series: 9310 Alloy P/N 42507 (2.500" x .210" wall, 22mm/.866" dia., 138 grams)

Recommended Piston Clearance: .003" measured .850" from bottom of the oil ring

### Ford 5.4L 2V, 3V & 4V Compression Ratio Charts

Bore	Stroke	42cc	51cc	52cc	Bore	Stroke	42cc	51cc	52cc
<b>FLAT TOP</b>					<b>-18cc SPHERICAL DISH</b>				
3.552	4.165	11.01	9.83	9.72	3.552	4.165	8.91	8.15	8.08
3.572	4.165	11.09	9.91	9.79	3.572	4.165	8.97	8.22	8.14
3.582	4.165	11.13	9.95	9.83	3.582	4.165	9.01	8.25	8.17
3.700	4.165	11.56	10.35	10.23	3.700	4.165	9.39	8.61	8.53
<b>-11cc DISH</b>					<b>-23cc DISH</b>				
3.552	4.165	9.61	8.72	8.64	3.552	4.165	8.47	7.79	7.73
3.572	4.165	9.68	8.79	8.70	3.572	4.165	8.53	7.85	7.79
3.582	4.165	9.72	8.83	8.74	3.582	4.165	8.57	7.89	7.82
3.700	4.165	10.15	9.23	9.14	3.700	4.165	8.93	8.23	8.16

Head Gasket Bore 3.620 (3.552-3.582)

Head Gasket Bore 3.700 (3.700)

Compressed Gasket Thickness .036

Deck Clearance .120

42cc Combustion Chamber is 99-up PI 2V

51cc Combustion Chamber is 91-98 2V & 04-up 3V

52cc Combustion Chamber is 93-up 4V

SEE PAGE 131 & 132 FOR CUSTOM PISTONS

## Ford 5.4L SOHC/DOHC 2, 3 & 4 Valve (1991-up)

### Turbo Tuff® Design Stock 4.165" Stroke Pistons

- ▶ 2618 high strength material lightweight design
- ▶ 1.2mm offset wrist pin design for quiet start-ups. Mimics OEM design
- ▶ Round wire locks
- ▶ Perfect ring groove to skirt squareness
- ▶ Pressure balance groove
- ▶ 1.5, 1.5, 3.0mm ring package
- ▶ Vertical Gas Ports designed for high HP Race Engines
- ▶ 9310 alloy .210" wall pin included P/N 42507



Standard Part No.	Bore Size	Rod Length	Stroke	Comp Distance	Piston Wt / Gm	Premium Steel Top Rings	Gapless® Top Rings
				<b>-11cc DISH</b>			
567000CE-8	3.552"	6.657"	4.165"	1.220"	363	46600ST-8	46600GT-8
567020CE-8	3.572"	6.657"	4.165"	1.220"	368	46620ST-8	46620GT-8
567030CE-8	3.582"	6.657"	4.165"	1.220"	372	46630ST-8	46630GT-8
567070CE-8	3.700"	6.657"	4.165"	1.220"	TBA	46670ST-8	46670GT-8

The root diameter of the ring grooves accommodates Manley rings and others which have the following radial thickness

Top: .156" 2nd: .152" Oil: .145"

### Common Features

Crown Thickness: .250"  
 Top Ring: 1.5mm, .270" down  
 Second Ring: 1.5mm  
 Oil Ring: 3mm  
 Round Wire Locks: P/N 42270 - .061" wide

Pin Included: 9310 Alloy P/N 42507  
 (2.500" x .210" wall, 22mm/.866" dia., 138 grams)

Recommended  
 Piston Clearance: .0035" measured .850" from bottom of the oil ring

### Ford 5.4L 2V, 3V & 4V Compression Ratio Chart

Bore	Stroke	42cc	51cc	52cc
3.552	4.165	9.61	8.72	8.64
3.572	4.165	9.68	8.79	8.70
3.582	4.165	9.72	8.83	8.74
3.700	4.165	10.15	9.23	9.14

Head Gasket Bore 3.620 (3.552-3.582)

Head Gasket Bore 3.700 (3.700)

Compressed Gasket Thickness .036

Deck Clearance .120

42cc Combustion Chamber is 99-up PI 2V

51cc Combustion Chamber is 91-98 2V & 04-up 3V

52cc Combustion Chamber is 93-up 4V

## Ford 5.8L DOHC 4 Valve Shelby GT500 (2013-2014)

### Stock 4.165" Stroke Pistons

- ▶ 2618 high strength material lightweight design
- ▶ 1.2mm offset wrist pin design for quiet start-ups. Mimics OEM design
- ▶ Round wire locks
- ▶ Perfect ring groove to skirt squareness
- ▶ Pressure balance groove
- ▶ 1.5, 1.5, 3.0mm ring package
- ▶ 2.500" x .150" wall Premium Chrome Moly pin (Standard Series) included
- ▶ 9310 alloy .210" wall pin (Extreme Duty Series) included P/N 42507
- ▶ Full banded skirt design for increased skirt stability



Standard Part No.	Extreme Duty Part No.	Bore Size	Rod Length	Stroke	Comp Distance	Piston Wt / Gm	Piston Ring Sets Premium Steel Top Rings
				<b>-11cc DISH</b>			
594600C-8	594600CE-8	3.681"	6.657"	4.165"	1.220"	395	46668ST-8

The root diameter of the ring grooves accommodates Manley rings and others which have the following radial thickness

Top: .150" 2nd: .156" Oil: .150"

### Common Features

Crown Thickness: .200"  
 Top Ring: 1.5mm, .225" down  
 Second Ring: 1.5mm  
 Oil Ring: 3mm  
 Round Wire Locks: P/N 42270 - .061" wide

Pin Included: Standard Series: Premium Chrome Moly P/N 42207  
 (2.500" x .150" wall, 22mm/.866" dia., 106 grams)  
 Extreme Duty Series: 9310 Alloy P/N 42507  
 (2.500" x .210" wall, 22mm/.866" dia., 138 grams)

Recommended  
 Piston Clearance: .003" measured .850" from bottom of the oil ring

### Ford 5.8L 4V Compression Ratio Chart

Bore	Stroke	53cc
3.681	<b>-11cc DISH</b> 4.165	9.30

Head Gasket Bore 3.700 (3.700)

Compressed Gasket Thickness .036

Deck Clearance .100

# PLATINUM SERIES PISTONS

## Ford "Raptor" 6.2L SOHC 2 Valve

### Stock 3.740" Stroke Pistons

- ▶ 2618 high strength material; Lightweight design
- ▶ Offset wrist pin design for quiet start-ups
- ▶ Perfect ring groove to skirt squareness
- ▶ Pressure balance groove
- ▶ 1.5, 1.5, 3mm ring package
- ▶ Will accommodate +1mm valve sizes
- ▶ .200" deck thickness, .300" down top ring
- ▶ 2.300" length .150" Wall Premium Chrome Moly pin P/N 42442 included with round wire locks
- ▶ 9310 alloy pin upgrade is also available: P/N 42542 2.300" x .210" wall

Note: These pistons are designed for connecting rods with .927" diameter floating wrist pins



Part No.	Bore Size	Rod Length	Stroke	Compression Distance	Piston Wt / Gms	Piston & Pin Wt / Gms	Ductile Iron Top Rings	Premium Steel Top Rings
<b>-12cc DISH (9.0:1)</b>								
598300C-8	4.0169"	6.200"	3.740"	1.315"	443	553	46111-8	46111ST-8
598305C-8	4.0200"	6.200"	3.740"	1.315"	445	555	46112-8	46112ST-8
<b>+7.5cc DOME (11.0:1)</b>								
598200C-8	4.0169"	6.200"	3.740"	1.315"	480	590	46111-8	46111ST-8
598205C-8	4.0200"	6.200"	3.740"	1.315"	482	592	46112-8	46112ST-8

The root diameter of the ring grooves accommodates Manley rings and others which have the following radial thickness

Top: .155" 2nd: .170" Oil: .145"

### Common Features

- Crown Thickness: .200"
- Top Ring: 1.5mm, .300" down
- Second Ring: 1.5mm
- Oil Ring: 3mm
- Max. Valve Sizes: 55.5mm Int., 44.5mm Exh.
- Round Wire Locks: P/N 42262 - .061" wide

- Pin Included: Premium Chrome Moly P/N 42442 (2.300" x .150" wall, .927" dia., 110 grams)
- Recommended Piston Clearance: .0045" measured 1.100" from the bottom of the oil ring

## Toyota 5.7L 3UR-FE (2007-Up)

### Stock 4.016" Stroke Pistons

- ▶ 2618 high strength material
- ▶ Offset wrist pin for quiet start-ups
- ▶ Perfect ring groove to skirt squareness
- ▶ Pressure balance groove
- ▶ 1.2, 1.2, 3mm ring package
- ▶ .260" deck thickness, .350" down top ring
- ▶ 2.250" length .210" Wall Premium Chrome Moly pin (Standard Series) or 9310 alloy .210" wall pin (Extreme Duty Series) included
- ▶ Premium Steel top rings and round wire locks included
- ▶ Recommended piston clearance .0035" measured .850" from the bottom of the oil ring



Standard Part No.	Extreme Duty Part No.	Bore Size	Rod Length	Stroke	Compression Distance	Piston Wt / Gms	Piston & Pin Wt / Gms	Included Ring Set
648000C-8	648000CE-8	3.7005"	6.476"	4.016"	1.328"	407	532	46940-8
<b>-14cc DISH (12.5:1)</b>								
648100C-8	648100CE-8	3.7005"	6.476"	4.016"	1.328"	387	512	46940-8
648102C-8	648102CE-8	94.25	6.476"	4.016"	1.328"	395	520	46942-8
648103C-8	648103CE-8	94.35	6.476"	4.016"	1.328"	396	521	46943-8
648105C-8	648105CE-8	94.5	6.476"	4.016"	1.328"	397	522	46945-8
648106C-8	648106CE-8	94.65	6.476"	4.016"	1.328"	399	524	46946-8
<b>-30cc DISH (10.0:1)</b>								
648200C-8	648200CE-8	94.0	6.476"	4.016"	1.328"	390	515	46940-8
648202C-8	648202CE-8	94.25	6.476"	4.016"	1.328"	392	517	46942-8
648203C-8	648203CE-8	94.35	6.476"	4.016"	1.328"	394	519	46943-8
648205C-8	648205CE-8	94.5	6.476"	4.016"	1.328"	396	521	46945-8
648206C-8	648206CE-8	94.65	6.476"	4.016"	1.328"	400	525	46946-8

### Common Features

- Crown Thickness: .260"
- Top Ring: 1.2mm, .350" down
- Second Ring: 1.2mm
- Oil Ring: 3.0mm
- Max. Valve Sizes: 39.0mm Int./Exh.
- Valve Notches: .235" Int./Exh.

- Pin Included: Standard Series: Premium Chrome Moly P/N 42451 (.210" wall, 125 grams, 2.250" long, 22mm dia.) Extreme Duty Series: 9310 Alloy P/N 42551 (.210" wall, 125 grams, 2.250" long, 21mm dia.)
- Round Wire Locks: P/N 42270

Note: New part numbers are **BOLD & ITALICIZED**

SEE PAGE 131 & 132 FOR CUSTOM PISTONS

PISTONS, RINGS, & PINS

# CUSTOM PLATINUM SERIES PISTONS

## Platinum Pistons Incremental Sizes

Manley Performance will manufacture incremental bore sizes of any listed catalog piston with reasonably short lead times. The minimum quantity is one set.

**The ordering process is as simple as 1 - 2 - 3 !**

1. Select the catalog part number you wish manufactured with the singular exception of the final bore size.
2. Tell us the bore size of your block. We will manufacture the exact piston number you have selected with proper clearance for your stated block dimension.
3. You will be billed by our forging number, not the catalog part number with only a 10% increase in cost over the catalog part number.
4. Moly Skirt Coating is optional where available. Additional charge applies.
5. Chrome Moly pins included. Order upgraded pins separately if desired.

## Custom Platinum Series Pistons

Manley Performance inventories the piston forgings listed below to manufacture custom pistons for original equipment engine producers, private label engine part suppliers and volume performance engine builders.

## Custom Blank Billing Numbers

Part No.	Bore Range	Application	Type	Wrist Pin Length
581200-4 or 581200-6	80.5mm - 90mm	Ford, Honda/Acura, Hyundai, Mazda, Mitsubishi, Subaru, Toyota	Dish, Flat Top, Dome	2.250" - 2.500"
581700-4 or 581700-6	84mm - 90mm	Ford, Honda/Acura, Hyundai, Mazda, Mitsubishi, Subaru, Toyota	Dish, Flat Top, Dome	2.250" - 2.300"
588000SC-4 or 588000SC-6	87.5mm - 103mm	Ford, Nissan, Subaru	Dish, Flat Top, Dome	2.250" - 2.500"
582000-4 or 582000-6	87.5mm - 103mm	Nissan VR38DETT with .990" Wrist Pin Diam.	Dish, Flat Top, Dome	2.250" - 2.500"
581600-4	98.5mm - 104mm	Subaru	Dish, Flat Top	2.300" - 2.500"
581400SC-4 or 581400SC-6	98.5mm - 108mm	Subaru	Dish, Flat Top	2.250" - 2.500"
581800SC-4 or 581800SC-6	98.5mm - 108mm	Nissan, Subaru, Toyota	Dish, Flat Top	2.250" - 2.500"
582100SC-4	99mm - 104mm	Subaru	Dish, Flat Top	2.250" - 2.500"
488000-8	3.550" - 3.700"	Ford 4.6L, 5.0L, 5.4L and 5.8L	Dish, Flat Top	2.500"
588000-8	3.430" - 4.050"	Ford 4.6L, 5.0L, 5.4L and 5.8L	Dish, Flat Top, Dome	2.250" - 2.750"
581400-8	3.875" - 4.250"	Small Block Chevy LS and Chrysler Hemi 5.7L, 6.1L and 6.4L	Dish, Flat Top, Dome	2.250" - 2.950"
581800-8	3.875" - 4.250"	Small Block Chevy LS	Dish, Flat Top	2.250" - 2.500"
581000-8	4.000" - 4.155"	Small Block Chevy Early Model LT-1 / 2 and 4 Barrel Design	Dish, Flat Top	2.250" - 2.750"
586000-8	4.470" - 4.675"	Big Block Chevy	Dish, Flat Top, Dome	2.750" - 2.950"
581100-8	4.500" - 4.700"	Big Block Chevy High Comp.	Hollow Dome	2.750" - 2.950"


## Optional Additional Cost Machining Operations

Part No.	Operation
04003-1	Fly Cut Shelf Stock Piston
04011-1	Internal Mill - Max. Lightening
04012-1	Gas Port - Vertical (Up to 12)
04013-1	Gas Port - Lateral (Up to 12)
04014-1	Anodize Top Ring Groove
04015-1	Ceramic Coat Top of Piston
04016-1	Moly Skirt Coating
04016-4	Moly Skirt Coating (4 cyl.)
04017-6	Moly Skirt Coating (6 cyl.)
04018-8	Moly Skirt Coating (8 cyl.)
04058	2 Week Rush Charge
04059	3 Week Rush Charge



## Minimum Quantities For Custom Pistons

Minimum quantities depend on the variance from pistons we have previously produced, but in general, reasonably small numbers can be manufactured on a one time order basis. Please contact your Manley representative for more details.





### Custom Piston Order Form

1960 Swarthmore Ave. Lakewood, NJ 08701

Phone (732) 905-3366 Fax (732) 905-3010

www.manleyperformance.com

#### CUSTOMER INFORMATION

Customer #: \_\_\_\_\_

Customer Name: \_\_\_\_\_

Date: \_\_\_\_\_

Purchase Order #: \_\_\_\_\_

Ship Via: \_\_\_\_\_

Quantity (pcs): \_\_\_\_\_

#### ENGINE/APPLICATION

Engine Make: \_\_\_\_\_ Model: \_\_\_\_\_

Cubic Inch/Liters: \_\_\_\_\_ No. of Cyl: \_\_\_\_\_

Application:  Oval  Drag  Street

Induction:  N/A  Nitrous  Blower/Turbo

Total Engine HP: \_\_\_\_\_ Max RPM: \_\_\_\_\_

Max Boost PSI: \_\_\_\_\_ Nitrous HP: \_\_\_\_\_

#### CUSTOM SPECIFICATION INFORMATION

Bore Size: \_\_\_\_\_ Comp. Hgt.: \_\_\_\_\_

Stroke: \_\_\_\_\_ Rod Length: \_\_\_\_\_

Rod Material: \_\_\_\_\_ P/E Width: \_\_\_\_\_

Rod Thickness Above Pin: \_\_\_\_\_

Deck Hgt.: \_\_\_\_\_ Deck Clearance: \_\_\_\_\_

Cyl. Bore Length: \_\_\_\_\_ Comp. Ratio: \_\_\_\_\_

Combustion Chamber Volume (cc): \_\_\_\_\_

Head Gasket - Thickness: \_\_\_\_\_ ID: \_\_\_\_\_

Piston Type:  Flat Top  Dish  Dome

Dish/Dome Volume (cc): \_\_\_\_\_

Land Widths - 1st: \_\_\_\_\_ 2nd: \_\_\_\_\_ 3rd: \_\_\_\_\_

Purchasing Rings With Order:  Yes  No

Req. Axial Width - Top: \_\_\_\_\_ 2nd: \_\_\_\_\_ Oil: \_\_\_\_\_

Ring Type - Top:  Moly  AP Steel  Gapless

2nd:  Taper Face  Napier  Gapless

Oil (lbs.): \_\_\_\_\_

If not purchasing rings please provide:

Ring Axial Width - Top: \_\_\_\_\_ 2nd: \_\_\_\_\_ Oil: \_\_\_\_\_

Ring Radial Width - Top: \_\_\_\_\_ 2nd: \_\_\_\_\_ Oil: \_\_\_\_\_

Gas Ports:  Yes  No

If yes:  Lateral  Vertical No. of Gas Ports: \_\_\_\_\_

( Gas Ports are an additional charge )

Pins With Order:  Yes  No

( Chrome Moly Pins are included with pistons )

( 9310 Material Pins are an additional charge )

Wrist Pin Material:  Chrome Moly  9310

Pin Diameter: \_\_\_\_\_ Pin Length: \_\_\_\_\_

Wrist Pin Lock P/N: \_\_\_\_\_

( All locks ordered with pistons are NO CHARGE )

Number of Valves per Cylinder: \_\_\_\_\_

Valve Diam. - Int: \_\_\_\_\_ Exh: \_\_\_\_\_

Pocket Depth - Int: \_\_\_\_\_ Exh: \_\_\_\_\_

Pocket Angle - Int: \_\_\_\_\_ Exh: \_\_\_\_\_

Side Cut Style:  Full Band  Modified Full Band

Semi Band  No Band

Crown Thickness Below Dish/Dome: \_\_\_\_\_

Skirt Wall Thickness: \_\_\_\_\_

Moly Skirt Coated:  Yes  No

( Additional Charge - Not Available on all Customs )

Ceramic Thermal Barrier Crown Coating

Yes  No

( Additional Charge Applies )

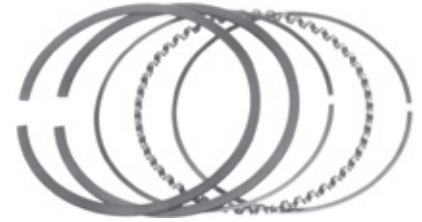
Top Ring Groove Anodizing:  Yes  No

( Additional Charge Applies )



## Manley Piston Rings

Manley Performance Products, Inc., offers High Performance Piston Rings to compliment our line of Platinum Series Pistons.



Manley stocks conventional style piston ring sets and Premium Steel top ring versions. The conventional sets feature high performance ductile iron (with plasma moly in-lay) top rings, reverse twist cast iron taper face or Napier style second rings (where noted \*) and 3 piece oil rings. The Premium Steel top ring sets are ideal for high horsepower and forced induction/nitrous applications. Manley also offers Total Seal® famed Gapless® top ring packages for many of our piston applications.

All Premium Steel ring sets and Gapless® top ring sets utilize Napier style second rings standard.

Ductile Iron Part No.	Premium Steel Part No.	Total Seal® Gapless® Part No.	Bore Size	File Fit / Drop In	Ring Widths	Oil Ring Tension
<b>5.3L CHEVROLET LS/L83</b>						
46500-8	46500ST-8	-----	3.780" / 3.785"	File Fit	1.2mm x 1.2mm x 3mm	9-13 lbs.
46510-8	46510ST-8	-----	3.790"	File Fit	1.2mm x 1.2mm x 3mm	9-13 lbs.
46520-8	46520ST-8	-----	3.800"	File Fit	1.2mm x 1.2mm x 3mm	9-13 lbs.
<b>3.905" CHEVROLET LS-1</b>						
46107-8	46107ST-8	46107GT-8	3.905" / 3.910"	File Fit / Drop In	1.5mm x 1.5mm x 3mm	9-13 lbs.
<b>4" CHEVROLET &amp; 6.2L FORD RAPTOR</b>						
46350-8	-----	46350GT-8	4.000"	File Fit	1/16" x 1/16" x 3/16"	18-22 lbs.
46352-8	-----	46352GT-8	4.020"	File Fit	1/16" x 1/16" x 3/16"	18-22 lbs.
46353-8	-----	46353GT-8	4.030"	File Fit	1/16" x 1/16" x 3/16"	18-22 lbs.
46355-8	-----	46355GT-8	4.035"	File Fit	1/16" x 1/16" x 3/16"	18-22 lbs.
46354-8	-----	46354GT-8	4.040" / 4.045"	File Fit / Drop In	1/16" x 1/16" x 3/16"	18-22 lbs.
46356-8	-----	46356GT-8	4.060" / 4.065"	File Fit / Drop In	1/16" x 1/16" x 3/16"	18-22 lbs.
46110-8	46110ST-8	46110GT-8	4.001" / 4.005"	File Fit / Drop In	1.5mm x 1.5mm x 3mm	9-13 lbs.
46111-8	46111ST-8	46111GT-8	4.010" / 4.015"	File Fit / File Fit	1.5mm x 1.5mm x 3mm	9-13 lbs.
46112-8	46112ST-8	46112GT-8	4.020"	File Fit	1.5mm x 1.5mm x 3mm	9-13 lbs.
46113-8	46113ST-8	46113GT-8	4.030"	File Fit	1.5mm x 1.5mm x 3mm	9-13 lbs.
46115-8	46115ST-8	46115GT-8	4.035"	Drop In	1.5mm x 1.5mm x 3mm	9-13 lbs.
46114-8	46114ST-8	46114GT-8	4.040"	File Fit	1.5mm x 1.5mm x 3mm	9-13 lbs.
46116-8	46116ST-8	46116GT-8	4.060" / 4.065"	File Fit / Drop In	1.5mm x 1.5mm x 3mm	9-13 lbs.
46117-8	46117ST-8	46117GT-8	4.070" / 4.075"	File Fit / Drop In	1.5mm x 1.5mm x 3mm	9-13 lbs.
46118-8	46118ST-8	46118GT-8	4.080"	File Fit	1.5mm x 1.5mm x 3mm	9-13 lbs.
46123-8*	46123ST-8	-----	4.030"	File Fit	1.5mm x 1.5mm x 3mm	12-16 lbs.
46125-8*	46125ST-8	-----	4.035"	Drop In	1.5mm x 1.5mm x 3mm	12-16 lbs.
46124-8*	46124ST-8	-----	4.040"	File Fit	1.5mm x 1.5mm x 3mm	12-16 lbs.
46126-8*	46126ST-8	-----	4.060"	File Fit	1.5mm x 1.5mm x 3mm	12-16 lbs.
46213-8	-----	46213GT-8	4.030"	File Fit	.043" x .043" x 3mm	9-13 lbs.
46215-8	-----	46215GT-8	4.035"	Drop In	.043" x .043" x 3mm	9-13 lbs.
46214-8	-----	46214GT-8	4.040" / 4.045"	File Fit / Drop In	.043" x .043" x 3mm	9-13 lbs.
46217-8	-----	-----	4.050" / 4.055"	File Fit / Drop In	.043" x .043" x 3mm	9-13 lbs.
46216-8	-----	46216GT-8	4.060" / 4.065"	File Fit / Drop In	.043" x .043" x 3mm	9-13 lbs.
46223-8	46223ST-8	-----	4.030"	File Fit	.043" x .043" x 3mm	12-16 lbs.
46225-8	46225ST-8	-----	4.035"	Drop In	.043" x .043" x 3mm	12-16 lbs.
46224-8	46224ST-8	-----	4.040"	File Fit	.043" x .043" x 3mm	12-16 lbs.
46226-8	46226ST-8	-----	4.060" / 4.065"	File Fit / Drop In	.043" x .043" x 3mm	12-16 lbs.

\* Napier style second ring

Total Seal® and Gapless® are registered trademarks of Total Seal, Inc.

Ring sets continued on next page

Note: New part numbers are **BOLD & ITALICIZED**

# PISTON RINGS

## Manley Piston Rings

Ductile Iron Part No.	Premium Steel Part No.	Total Seal® Gapless® Part No.	Bore Size	File Fit / Drop In	Ring Widths	Oil Ring Tension
<b>4" CHEVROLET LT1</b>						
-----	<b>46016ST-8</b>	-----	4.065"	File Fit	1.2mm x 1.2mm x 3mm	9-13 lbs.
-----	<b>46017ST-8</b>	-----	4.070" / 4.075"	File Fit	1.2mm x 1.2mm x 3mm	9-13 lbs.
-----	<b>46018ST-8</b>	-----	4.080"	File Fit	1.2mm x 1.2mm x 3mm	9-13 lbs.
<b>4 1/8" CHEVROLET</b>						
<b>46160-8</b>	-----	<b>46160GT-8</b>	4.125"	File Fit	1/16" x 1/16" x 3/16"	18-22 lbs.
<b>46163-8</b>	-----	<b>46163GT-8</b>	4.155"	File Fit	1/16" x 1/16" x 3/16"	18-22 lbs.
<b>46360-8</b>	<b>46360ST-8</b>	<b>46360GT-8</b>	4.125"	File Fit	1.5mm x 1.5mm x 3mm	9-13 lbs.
<b>46361-8</b>	<b>46361ST-8</b>	<b>46361GT-8</b>	4.130"	File Fit	1.5mm x 1.5mm x 3mm	9-13 lbs.
<b>46362-8</b>	<b>46362ST-8</b>	<b>46362GT-8</b>	4.135"	File Fit	1.5mm x 1.5mm x 3mm	9-13 lbs.
<b>46363-8</b>	<b>46363ST-8</b>	<b>46363GT-8</b>	4.155"	File Fit	1.5mm x 1.5mm x 3mm	9-13 lbs.
<b>46364-8</b>	<b>46364ST-8</b>	<b>46364GT-8</b>	4.165"	File Fit	1.5mm x 1.5mm x 3mm	9-13 lbs.
<b>46366-8</b>	<b>46366ST-8</b>	<b>46366GT-8</b>	4.185"	File Fit	1.5mm x 1.5mm x 3mm	9-13 lbs.
<b>46260-8</b>	-----	<b>46260GT-8</b>	4.125"	File Fit	.043" x .043" x 3mm	9-13 lbs.
<b>46263-8</b>	-----	<b>46263GT-8</b>	4.155"	File Fit	.043" x .043" x 3mm	9-13 lbs.
<b>4 1/8" CHEVROLET LT1</b>						
<b>46060-8</b>	<b>46060ST-8</b>	-----	4.125"	File Fit	1.2mm x 1.2mm x 3mm	9-13 lbs.
<b>46061-8</b>	<b>46061ST-8</b>	-----	4.130"	File Fit	1.2mm x 1.2mm x 3mm	9-13 lbs.
<b>46062-8</b>	<b>46062ST-8</b>	-----	4.135"	File Fit	1.2mm x 1.2mm x 3mm	9-13 lbs.
<b>4.500" CHEVROLET</b>						
<b>46450-8</b>	-----	<b>46450GT-8</b>	4.500"	File Fit	1/16" x 1/16" x 3/16"	21-25 lbs.
<b>46453-8</b>	-----	<b>46453GT-8</b>	4.530"	File Fit	1/16" x 1/16" x 3/16"	21-25 lbs.
<b>46456-8</b>	-----	<b>46456GT-8</b>	4.560"	File Fit	1/16" x 1/16" x 3/16"	21-25 lbs.
<b>46458-8</b>	-----	<b>46458GT-8</b>	4.600"	File Fit	1/16" x 1/16" x 3/16"	21-25 lbs.
<b>46461-8</b>	-----	-----	4.610"	File Fit	1/16" x 1/16" x 3/16"	21-25 lbs.
<b>46459-8</b>	-----	<b>46459GT-8</b>	4.625"	File Fit	1/16" x 1/16" x 3/16"	21-25 lbs.
<b>46550-8</b>	<b>46550ST-8</b>	<b>46550GT-8</b>	4.500"	File Fit	.043" x .043" x 3/16"	16-20 lbs.
-----	<b>46553ST-8</b>	<b>46553GT-8</b>	4.530"	File Fit	.043" x .043" x 3/16"	16-20 lbs.
<b>46556-8</b>	<b>46556ST-8</b>	<b>46556GT-8</b>	4.560"	File Fit	.043" x .043" x 3/16"	16-20 lbs.
<b>46558-8</b>	<b>46558ST-8</b>	<b>46558GT-8</b>	4.600"	File Fit	.043" x .043" x 3/16"	16-20 lbs.
<b>46561-8</b>	-----	-----	4.610"	File Fit	.043" x .043" x 3/16"	16-20 lbs.
<b>46559-8</b>	<b>46559ST-8</b>	<b>46559GT-8</b>	4.625"	File Fit	.043" x .043" x 3/16"	16-20 lbs.
<b>5.7L CHRYSLER HEMI</b>						
<b>46120-8</b>	<b>46120ST-8</b>	<b>46120GT-8</b>	99.5mm / 3.917"	File Fit	1.5mm x 1.5mm x 3mm	12-16 lbs.
<b>46121-8</b>	<b>46121ST-8</b>	<b>46121GT-8</b>	99.6mm / 3.922"	Drop In	1.5mm x 1.5mm x 3mm	12-16 lbs.
<b>46122-8</b>	<b>46122ST-8</b>	<b>46122GT-8</b>	100.0mm / 3.937"	File Fit	1.5mm x 1.5mm x 3mm	12-16 lbs.
<b>6.1L CHRYSLER HEMI</b>						
<b>46116-8</b>	<b>46116ST-8</b>	<b>46116GT-8</b>	4.060" / 4.065"	File Fit / Drop In	1.5mm x 1.5mm x 3mm	9-13 lbs.
<b>46118-8</b>	<b>46118ST-8</b>	<b>46118GT-8</b>	4.080"	File Fit	1.5mm x 1.5mm x 3mm	9-13 lbs.
<b>6.2L CHRYSLER HEMI</b>						
-----	<b>46132ST-8</b>	-----	4.090"	File Fit	1.2mm x 1.2mm x 2.5mm	8-12 lbs.
-----	<b>46133ST-8</b>	-----	4.095"	File Fit	1.2mm x 1.2mm x 2.5mm	8-12 lbs.
-----	<b>46134ST-8</b>	-----	4.100"	File Fit	1.2mm x 1.2mm x 2.5mm	8-12 lbs.
<b>6.4L CHRYSLER HEMI</b>						
-----	<b>46129ST-8</b>	-----	4.090"	File Fit	1.5mm x 1.5mm x 3mm	12-16 lbs.
-----	<b>46130ST-8</b>	-----	4.095"	File Fit	1.5mm x 1.5mm x 3mm	12-16 lbs.
-----	<b>46131ST-8</b>	-----	4.100"	File Fit	1.5mm x 1.5mm x 3mm	12-16 lbs.

## Manley Piston Rings

Ductile Iron Part No.	Premium Steel Part No.	Total Seal® Gapless® Part No.	Bore Size	File Fit / Drop In	Ring Widths	Oil Ring Tension
<b>2.3L FORD ECOBOOST</b>						
-----	<b>46875-4</b>	-----	87.5mm	File Fit	1.2mm x 1.2mm x 2.8mm	7-11 lbs.
-----	<b>46876-4</b>	-----	87.6mm	File Fit	1.2mm x 1.2mm x 2.8mm	7-11 lbs.
-----	<b>46880-4</b>	-----	88.0mm	File Fit	1.2mm x 1.2mm x 2.8mm	7-11 lbs.
<b>3.5L FORD ECOBOOST</b>						
-----	<b>46642ST-6</b>	-----	3.642"	File Fit	1.2mm x 1.2mm x 2.5mm	9-13 lbs.
-----	<b>46652ST-6</b>	-----	3.652"	File Fit	1.2mm x 1.2mm x 2.5mm	9-13 lbs.
-----	<b>46662ST-6</b>	-----	3.662"	File Fit	1.2mm x 1.2mm x 2.5mm	9-13 lbs.
<b>3.7L FORD CYCLONE</b>						
-----	<b>46760ST-6</b>	-----	3.760"	File Fit	1.2mm x 1.5mm x 2.5mm	12-16 lbs.
-----	<b>46770ST-6</b>	-----	3.770"	File Fit	1.2mm x 1.5mm x 2.5mm	12-16 lbs.
-----	<b>46780ST-6</b>	-----	3.780"	File Fit	1.2mm x 1.5mm x 2.5mm	12-16 lbs.
<b>4.6L &amp; 5.4L FORD</b>						
<b>46600-8</b>	<b>46600ST-8</b>	<b>46600GT-8</b>	3.552"	File Fit	1.5mm x 1.5mm x 3mm	9-13 lbs.
-----	<b>46605ST-8</b>	<b>46605GT-8</b>	3.557"	File Fit	1.5mm x 1.5mm x 3mm	9-13 lbs.
<b>46620-8</b>	<b>46620ST-8</b>	<b>46620GT-8</b>	3.572"	File Fit	1.5mm x 1.5mm x 3mm	9-13 lbs.
<b>46630-8</b>	<b>46630ST-8</b>	<b>46630GT-8</b>	3.582"	File Fit	1.5mm x 1.5mm x 3mm	9-13 lbs.
<b>46670-8</b>	<b>46670ST-8</b>	<b>46670GT-8</b>	3.700"	File Fit	1.5mm x 1.5mm x 3mm	9-13 lbs.
<b>5.0L FORD COYOTE GEN I/II</b>						
-----	<b>46700ST-8</b>	-----	3.630"	File Fit	1.2mm x 1.2mm x 3mm	9-13 lbs.
-----	<b>46710ST-8</b>	-----	3.635" / 3.640"	File Fit / File Fit	1.2mm x 1.2mm x 3mm	9-13 lbs.
-----	<b>46771ST-8</b>	-----	3.700"	File Fit	1.2mm x 1.2mm x 3mm	9-13 lbs.
<b>5.0L FORD COYOTE GEN III</b>						
-----	<b>46762ST-8</b>	-----	3.662"	File Fit	1.2mm x 1.2mm x 3mm	9-13 lbs.
-----	<b>46767ST-8</b>	-----	3.667"	File Fit	1.2mm x 1.2mm x 3mm	9-13 lbs.
-----	<b>46772ST-8</b>	-----	3.672"	File Fit	1.2mm x 1.2mm x 3mm	9-13 lbs.
-----	<b>46771ST-8</b>	-----	3.700"	File Fit	1.2mm x 1.2mm x 3mm	9-13 lbs.
<b>5.8L FORD GT500</b>						
-----	<b>46668ST-8</b>	-----	3.681"	File Fit	1.5mm x 1.5mm x 3mm	9-13 lbs.
<b>TOYOTA 5.7L 3UR-FE</b>						
-----	<b>46940-8</b>	-----	94.0mm	File Fit	1.2mm x 1.2mm x 3mm	9-13 lbs.

## Groove Lock Spacers

Should your custom Platinum Piston requirements necessitate the wrist pin hole break into the oil ring groove, we can widen the oil ring groove and incorporate a groove lock spacer in one of the following sizes listed below. Manley radial tension design ("RTD") groove lock spacers have replaced the old-school, dimpled style pieces. Our pistons requiring G/L spacers are manufactured with a "receiver groove" within the oil ring groove where the RTD G/L spacers snap into place. The radial tension prevents rotation.

Part No.	Quantity	Bore Size	Oil Ring Width	Gram Weight Per Spacer	Part No.	Quantity	Bore Size	Oil Ring Width	Gram Weight Per Spacer
<b>462458-4</b>	4 pcs.	85mm to 85.5mm	2.8mm	5.4	<b>462482-8</b>	8 pcs.	4.030" to 4.060"	3/16"	9.3
<b>462459-4</b>	4 pcs.	86mm to 86.75mm	2.8mm	5.5	<b>462484-8</b>	8 pcs.	4.060" to 4.080"	3mm	7.4
<b>462460-4</b>	4 pcs.	87mm	2.8mm	5.2	<b>462490-8</b>	8 pcs.	4.090" to 4.100"	3mm	7.4
<b>46393-6</b>	6 pcs.	3.633" to 3.647"	3mm	6.5	<b>462485-8</b>	8 pcs.	4.125" to 4.155"	3mm	7.6
<b>462248-8</b>	8 pcs.	3.760" to 3.800"	3mm	6.9	<b>462509-8</b>	8 pcs.	4.125" to 4.155"	3/16"	9.5
<b>461874-6</b>	6 pcs.	98mm	3mm	7.1	<b>462486-8</b>	8 pcs.	4.165" to 4.185"	3mm	7.6
<b>461873-6</b>	6 pcs.	99mm	3mm	7.1	<b>462487-8</b>	8 pcs.	4.500" to 4.530"	3/16"	10.4
<b>462481-8</b>	8 pcs.	3.905" to 3.937"	3mm	7.1	<b>462489-8</b>	8 pcs.	4.560"	3/16"	10.7
<b>461872-6</b>	6 pcs.	100mm	3mm	6.0	<b>462488-8</b>	8 pcs.	4.600" to 4.625"	3/16"	10.7
<b>462483-8</b>	8 pcs.	4.001" to 4.040"	3mm	7.3					

Note: New part numbers are **BOLD & ITALICIZED**

# WRIST PIN & LOCKS

## Wrist Pins

- ▶ Straight and taper wall construction
- ▶ Large O.D. chamfer pins requiring round wire locks
- ▶ Exacting size control and perfect concentricity
- ▶ Inside of each pin is totally free of tooling marks



Part No.	Quantity	Description	Diameter	Wall Type	Material	Length	Wall Thickness	Lock Rings	Wgt / Grams
42272-6	6 pcs.	Sport Compact	26mm/1.0236"	Straight	Premium Chrome Moly	2.300"	.200"	Tru Arc/Toyota Rnd Wire	152
42572-6	6 pcs.	Sport Compact	26mm/1.0236"	Straight	9310	2.300"	.250"	Tru Arc/Toyota Rnd Wire	178
42219-8	8 pcs.	BB Chevy	.990"	Straight	Premium Chrome Moly	2.930"	.150"	Spiral	147
42220-8	8 pcs.	BB Chevy	.990"	Straight	Premium Chrome Moly	2.930"	.180"	Spiral	170
42201-8	8 pcs.	BB Chevy	.990"	Straight	Premium Chrome Moly	2.930"	.150"	Round Wire	146
42747-6	6 pcs.	Sport Compact	.990"	Taper	Turbo Tuff/DLC	2.500"	.200"-.250"	Round Wire	188
42218-8	8 pcs.	SB Chevy LS	24mm / .945"	Straight	Premium Chrome Moly	2.300"	.120"	Round Wire	90
42241-8	8 pcs.	SB Chevy	.927"	Straight	Premium Chrome Moly	2.300"	.095"	Round Wire	72
42242-8	8 pcs.	SB Chevy/Hemi	.927"	Straight	Premium Chrome Moly	2.300"	.130"	Round Wire	95
42442-8	8 pcs.	SB Chevy/Hemi	.927"	Straight	Premium Chrome Moly	2.300"	.150"	Round Wire	110
42444-8	8 pcs.	SB Chevy/Hemi	.927"	Straight	Premium Chrome Moly	2.300"	.210"	Round Wire	139
42542-8	8 pcs.	SB Chevy/Hemi	.927"	Straight	9310	2.300"	.210"	Round Wire	139
42229-8	8 pcs.	SB Chevy	.927"	Straight	Standard	2.450"	.150"	Round Wire	117
42200-8	8 pcs.	SB Chevy	.927"	Straight	Premium Chrome Moly	2.500"	.125"	Spiral	100
42428-8	8 pcs.	SB Chevy	.927"	Straight	Premium Chrome Moly	2.500"	.150"	Round Wire	118
42528-8	8 pcs.	SB Chevy	.927"	Straight	9310	2.500"	.210"	Round Wire	149
42210-8	8 pcs.	SB Chevy	.927"	Straight	Premium Chrome Moly	2.750"	.125"	Spiral	110
42231-8	8 pcs.	SB Chevy	.927"	Straight	Premium Chrome Moly	2.750"	.125"	Round Wire	109
42213-8	8 pcs.	SB Chevy	.927"	Straight	Premium Chrome Moly	2.950"	.125"	Spiral	117
42647-4	4 pcs.	Sport Compact	23.05mm / .9075"	Straight	Premium Chrome Moly	2.500"	.210"	Tru Arc/Subaru Rnd Wire	147
42660-4	4 pcs.	Sport Compact	23.05mm / .9075"	Straight	9310	2.300"	.250"	Tru Arc/Subaru Rnd Wire	152
42346-4	4 pcs.	Sport Compact	23mm / .9055"	Straight	Premium Chrome Moly	2.500"	.180"	Tru Arc/Subaru Rnd Wire	132
42546-4	4 pcs.	Sport Compact	23mm / .9055"	Straight	9310	2.500"	.210"	Tru Arc/Subaru Rnd Wire	147
42646-6	6 pcs.	Sport Compact	23mm / .9055"	Straight	Premium Chrome Moly	2.500"	.210"	Tru Arc/Subaru Rnd Wire	147
42445-4	4 pcs.	Sport Compact	23mm / .9055"	Straight	Premium Chrome Moly	2.500"	.250"	Tru Arc/Subaru Rnd Wire	165
42547-4	4 pcs.	Sport Compact	23mm / .9055"	Straight	9310	2.500"	.250"	Tru Arc/Subaru Rnd Wire	165
42745-6	6 pcs.	Sport Compact	23mm / .9055"	Straight	Turbo Tuff/DLC	2.500"	.250"	Tru Arc/Subaru Rnd Wire	170
42746-6	6 pcs.	Sport Compact	23mm / .9055"	Straight	Turbo Tuff/DLC	2.500"	.300"	Tru Arc/Subaru Rnd Wire	188
42359-4	4 pcs.	Sport Compact	23mm / .9055"	Straight	Premium Chrome Moly	2.300"	.180"	Tru Arc/Subaru Rnd Wire	121
42459-6	6 pcs.	Sport Compact	23mm / .9055"	Straight	Premium Chrome Moly	2.300"	.210"	Tru Arc/Subaru Rnd Wire	135
42659-4	4 pcs.	Sport Compact	23mm / .9055"	Straight	9310	2.300"	.250"	Tru Arc/Subaru Rnd Wire	152
42353-4	4 pcs.	Sport Compact	23mm / .9055"	Straight	Premium Chrome Moly	2.250"	.180"	Round Wire	119
42553-4	4 pcs.	Sport Compact	23mm / .9055"	Straight	9310	2.250"	.210"	Round Wire	132

Part numbers 42207, 42507 and 42607 are also available for 4 cylinder applications by changing the part number from a (-6) to a (-4)

Part numbers 42646, 42745 and 42746 are also available for 4 cylinder applications by changing the part number from a (-6) to a (-4)

Part numbers 42251, 42551, 42552 and 42651 are also available for 6 cylinder applications by changing the part number from a (-4) to a (-6)

Part number 42532 is also available for 10 cylinder applications by changing the part number from a (-6) to a (-10)

## Wrist Pins

- ▶ Straight and taper wall construction
- ▶ Large O.D. chamfer pins requiring round wire locks
- ▶ Exacting size control and perfect concentricity
- ▶ Inside of each pin is totally free of tooling marks



Part No.	Quantity	Description	Diameter	Wall Type	Material	Length	Wall Thickness	Lock Rings	Wgt / Grams
<b>42248-4</b>	4 pcs.	Sport Compact	22.5mm / .8858"	Straight	Premium Chrome Moly	2.250"	.150"	Round Wire	100
<b>42548-4</b>	4 pcs.	Sport Compact	22.5mm / .8858"	Straight	9310	2.250"	.210"	Round Wire	128
<b>42648-4</b>	4 pcs.	Sport Compact	22.5mm / .8858"	Straight	9310	2.250"	.250"	Round Wire	141
<b>42251-4</b>	4 pcs.	Sport Compact	22mm / .866"	Straight	Premium Chrome Moly	2.250"	.150"	Round Wire	96
<b>42451-4</b>	4 pcs.	Sport Compact	22mm / .866"	Straight	Premium Chrome Moly	2.250"	.210"	Round Wire	125
<b>42551-4</b>	4 pcs.	Sport Compact	22mm / .866"	Straight	9310	2.250"	.210"	Round Wire	125
<b>42552-4</b>	4 pcs.	Sport Compact	22mm / .866"	Straight	9310	2.250"	.250"	Round Wire	139
<b>42651-4</b>	4 pcs.	Sport Compact	22mm / .866"	Straight	9310	2.250"	.300"	Round Wire	153
<b>42207-8</b>	8 pcs.	Ford 4.6, 5.4L	22mm / .866"	Straight	Premium Chrome Moly	2.500"	.150"	Round Wire	106
<b>42407-8</b>	8 pcs.	Ford 4.6, 5.4L	22mm / .866"	Straight	Premium Chrome Moly	2.500"	.210"	Round Wire	138
<b>42507-8</b>	8 pcs.	Ford 4.6, 5.4L	22mm / .866"	Straight	9310	2.500"	.210"	Round Wire	138
<b>42607-6</b>	6 pcs.	Sport Compact	22mm / .866"	Straight	9310	2.500"	.300"	Round Wire	170
<b>42243-4</b>	4 pcs.	Sport Compact	21mm / .827"	Straight	Premium Chrome Moly	2.250"	.150"	Round Wire	91
<b>42543-4</b>	4 pcs.	Sport Compact	21mm / .827"	Straight	9310	2.250"	.210"	Round Wire	117
<b>42232-6</b>	6 pcs.	Sport Compact	20mm / .787"	Straight	Premium Chrome Moly	2.250"	.150"	Round Wire	87
<b>42532-6</b>	6 pcs.	Sport Compact	20mm / .787"	Straight	9310	2.250"	.210"	Round Wire	109
<b>42632-6</b>	6 pcs.	Sport Compact	20mm / .787"	Straight	H-13	2.250"	.250"	Round Wire	119

Part numbers 42207, 42507 and 42607 are also available for 4 cylinder applications by changing the part number from a (-6) to a (-4)

Part numbers 42646, 42745 and 42746 are also available for 4 cylinder applications by changing the part number from a (-6) to a (-4)

Part numbers 42251, 42551, 42552 and 42651 are also available for 6 cylinder applications by changing the part number from a (-4) to a (-6)

Part number 42407 is also available for 4 cylinder applications by changing the part number from a (-8) to a (-4)

Part number 42532 and 42632 is also available for 10 cylinder applications by changing the part number from a (-6) to a (-10)

## Wrist Pin Locks



Part No.	Quantity	Type	Pin Diameter	Description	Weight / Grams Per Lock
<b>42283-12</b>	12 pcs.	.073" Round Wire	26mm / 1.0236"	Toyota Land Cruiser 1FZ-FE	1.5
<b>42271-32</b>	32 pcs.	.042" Spiral	.990"	Big Block Chevrolet	1.2
<b>42245-16</b>	16 pcs.	.061" Round Wire	.990"	Big Block Chevrolet	1.0
<b>42262-16</b>	16 pcs.	.061" Round Wire	.927"	SB Chevy, Chevy LS, Late Model Hemi	1.0
<b>42212-8</b>	8 pcs.	.054" Round Wire	23mm / .9055"	Factory Style Subaru	1.0
<b>42270-16</b>	16 pcs.	.061" Round Wire	21mm / .827", 22mm / .866"	Ford 4.6L / 5.4L, Sport Compact	0.8
<b>42255-12</b>	12 pcs.	.050" Round Wire	20mm / .7869"	Sport Compact	0.6

Part number 42270 is also available for 6 cylinder applications by changing the part number from a (-8) to a (-12)

Part number 42255 is also available for 10 cylinder applications by changing the part number from a (-12) to a (-20)

Note: New part numbers are **BOLD & ITALICIZED**